

Fig. 1 - 1985 model year TCCS schematic diagram

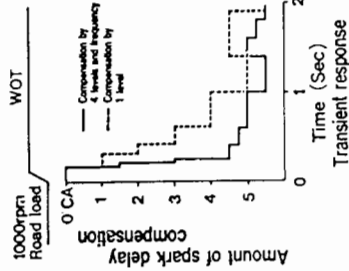
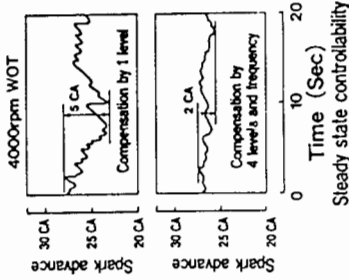


Fig. 2 - Effectiveness of compensation by 4 levels and frequency of knocking



Steady state controllability

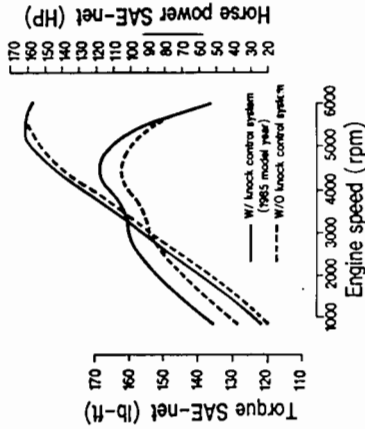


Fig. 3 - Engine performance curves