
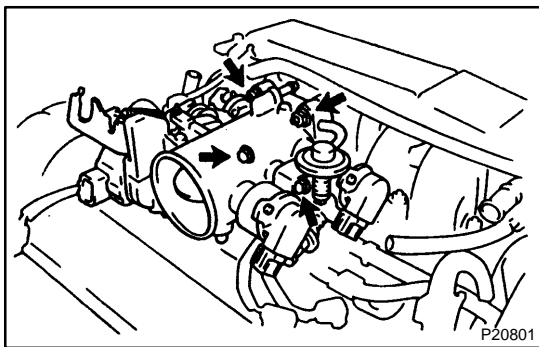


## REMOVAL

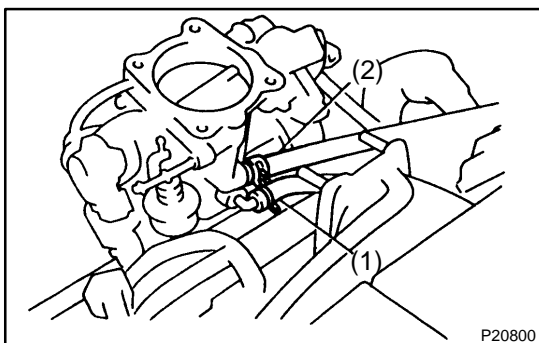
1. DRAIN ENGINE COOLANT
2. REMOVE V-BANK COVER
3. DISCONNECT CONTROL CABLES FROM THROTTLE BODY
4. REMOVE INTAKE AIR CONNECTOR
5. REMOVE THROTTLE BODY
  - (a) Disconnect these connectors:
    - Throttle position sensor connector
    - w/ TRAC:  
Sub-throttle position sensor connector
    - w/ TRAC:  
Sub-throttle actuator connector



- (b) Disconnect these hoses from the throttle body:
  - (1) Water bypass hose from IAC valve
  - (2) Vacuum hose from VSV for EVAP



- (c) Remove the 2 bolts and 2 nuts, disconnect the throttle body from the air intake chamber.  
**Torque: 18 N·m (185 kgf-cm, 13 ft-lbf)**



- (d) Disconnect these hoses, and remove the throttle body:
  - (1) PCV hose from throttle body
  - (2) Water bypass hose from throttle body
- (e) Remove the throttle body gasket.

### HINT:

At the time of installation, please refer to the following items.  
Use a new gasket.