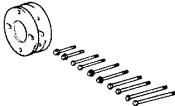
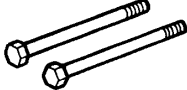

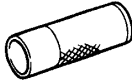
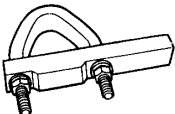
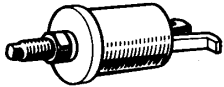
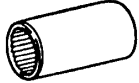
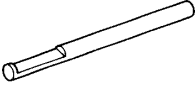
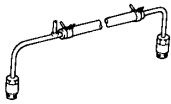
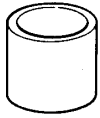

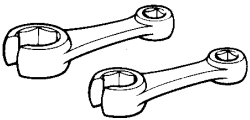


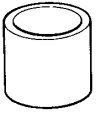
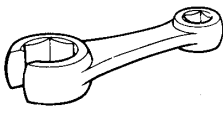
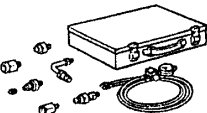



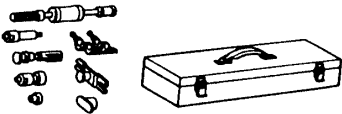

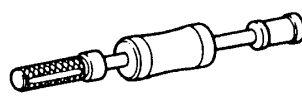
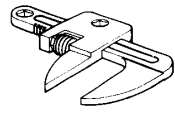
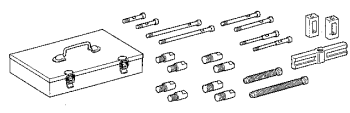
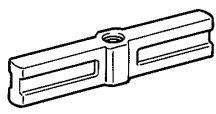
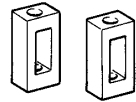
STEERING

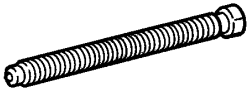
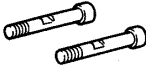
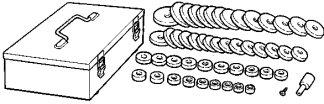









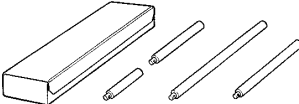
SST (Special Service Tools)

PP2VG-01




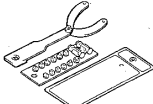
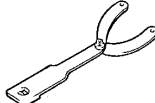

	09213-54015 Crankshaft Pulley Holding Tool	
	(09214-00030) Bolt	Power tilt and power telescopic steering column
	09238-47012 Water Pump Bearing Remover & Replacer	PS vane pump (SC 400)
	09608-04031 Front Hub Inner Bearing Cone Replacer	PS vane pump (SC300)
	09612-00012 Rack & Pinion Steering Rack Housing Stand	PS gear
	09612-30012 Steering Worm Bearing Puller	PS gear
	09616-00010 Steering Worm Bearing Adjusting Socket	PS gear
	09631-10030 Oil Seal Remover	PS vane pump
	09631-12071 Steering Rack Oil Seal Test Tool	PS gear
	09631-20081 Seal Ring Tool	PS gear
	09631-20102 Steering Rack Cover "H"	PS gear
	09631-22020 Power Steering Hose Nut 14 x 17 mm Wrench Set	Power steering fluid

PREPARATION – STEERING

	09631-32020 Seal Ring Tool	PS gear
	09633-00020 Power Steering Hose Nut Wrench	PS gear
	09640-10010 Power Steering Pressure Gauge Set	
	(09641-01010) Gauge Assy	Power steering fluid
	(09641-01030) Attachment B	Power steering fluid
	(09641-01060) Attachment E	Power steering fluid
	09910-00015 Puller Set	
	(09911-00011) Puller Clamp	Manual tilt and manual telescopic steering column Power tilt and manual telescopic steering column
	(09912-00010) Puller Slide Hammer	Manual tilt and manual telescopic steering column Power tilt and manual telescopic steering column
	09922-10010 Variable Open Wrench	Manual tilt and manual telescopic steering column Power tilt and manual telescopic steering column
	09950-50010 Puller C Set	
	(09951-05010) Hanger 150	Manual tilt and manual telescopic steering column Power tilt and manual telescopic steering column
	(09952-05010) Slide Arm	Manual tilt and manual telescopic steering column Power tilt and manual telescopic steering column

	(09953-05020) Center Bolt 150	Manual tilt and manual telescopic steering column Power tilt and manual telescopic steering column
	(09954-05020) Claw No.2	Manual tilt and manual telescopic steering column Power tilt and manual telescopic steering column
	09950-60010 Replacer Set	
	(09951-00240) Replacer 24	PS gear
	(09951-00280) Replacer 28	PS gear
	(09951-00310) Replacer 31	PS gear
	(09951-00320) Replacer 32	PS gear
	(09951-00340) Replacer 34	PS gear
	(09951-00400) Replacer 40	PS gear
	(09951-00430) Replacer 43	PS gear
	(09951-00460) Replacer 46	PS gear
	(09952-06010) Adapter	PS gear
	09950-70010 Handle Set	

PREPARATION – STEERING

	(09951-07100) Handle 100	PS gear
	(09951-07200) Handle 200	PS gear
	(09951-07360) Handle 360	PS gear
	09960-10010 Variable Pin Wrench Set	
	(09962-01000) Variable Pin Wrench Arm Assy	PS vane pump
	(09963-01000) Pin 10	PS vane pump