

## 1 PRE-CHECK

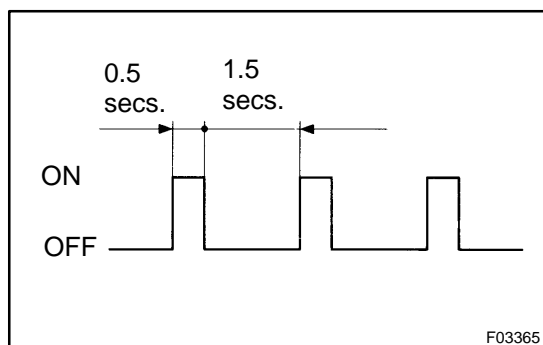
### 1. DIAGNOSIS SYSTEM

#### (a) Check the indicator.

When the IG switch is turned ON, check that the TRAC OFF indicator light goes on for 3 seconds.

#### HINT:

If the indicator check result is not normal, proceed to troubleshooting for the TRAC OFF indicator light circuit (See page [DI-485](#)).



#### (b) Check the DTC.

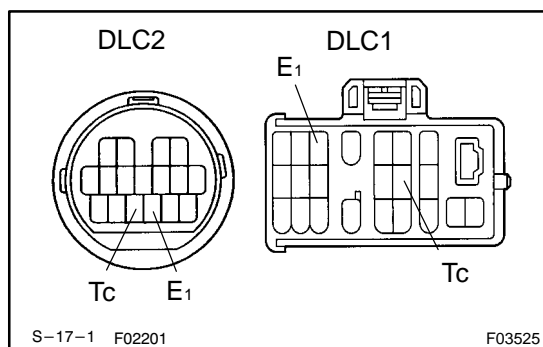
##### (1) Turn the IG switch ON.

If the ECU stores DTC, the TRAC OFF indicator light blinks after lighting up for 3 seconds.

The blinking pattern is shown on the left.

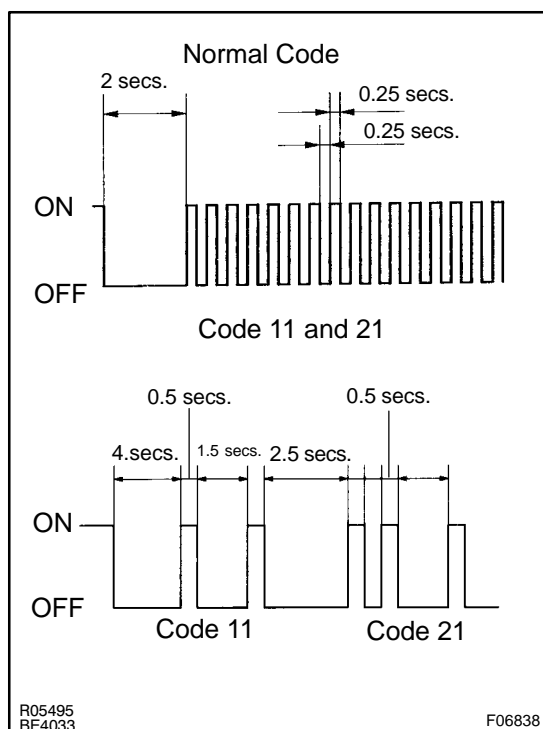
#### HINT:

When detecting DTC 53, there is case that the TRAC OFF indicators remains on until the engine is started.



##### (2) Using SST, connect terminals Tc and E<sub>1</sub> of DLC2 or DLC1.

SST 09843-18020



##### (3) Read the DTC from the TRAC OFF indicator light on the combination meter.

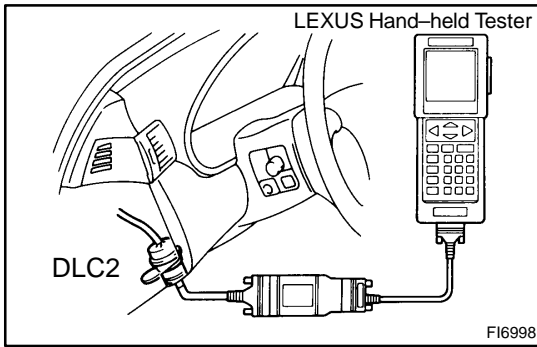
#### HINT:

- If no code appears, inspect the diagnostic circuit or TRAC OFF indicator light circuit (See page [DI-490](#) or [DI-485](#)).
- When the trouble area shows normal condition, the DTC may be erased.
- As an example, the blinking patterns for normal code and codes 11 and 21 are shown on the left.

##### (4) Codes are explained in the code table on page [DI-463](#).

##### (5) After completing the check, disconnect terminals Tc and E<sub>1</sub> and turn off the display.

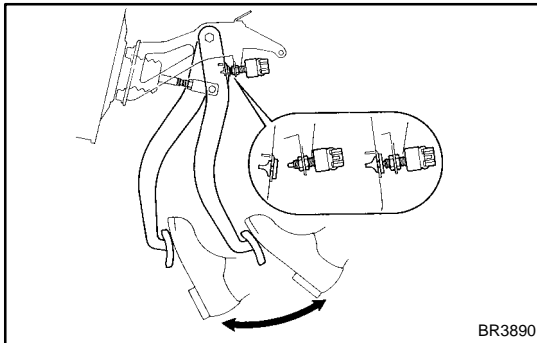
If 2 or more malfunctions are indicated at the same time, the lowest numbered DTC will be displayed 1st.



- (c) Using LEXUS hand-held tester, check the DLC.
- (1) Hook up the LEXUS hand-held tester to the DLC2.
  - (2) Read the DTC by following the prompts on the tester screen.

**HINT:**

Please refer to the LEXUS hand-held tester operator's manual for further details.



- (d) Clear the DTC.
- (1) Using SST, connect terminals Tc and E<sub>1</sub> of DLC2 or DLC1.
- SST 09843-18020
- (2) IG switch ON.
  - (3) Clear the DTC stored in ECU by depressing the brake pedal 8 or more times within 5 seconds.

**HINT:**

In this case, ABS DTC are cleared.

- (4) Check that the TRAC OFF indicator light shows the normal code.
- (5) Remove the SST from the terminals of DLC2 or DLC1.

SST 09843-18020

**HINT:**

Disconnecting the battery cable during repairs will not erase the DTC in the ECU.