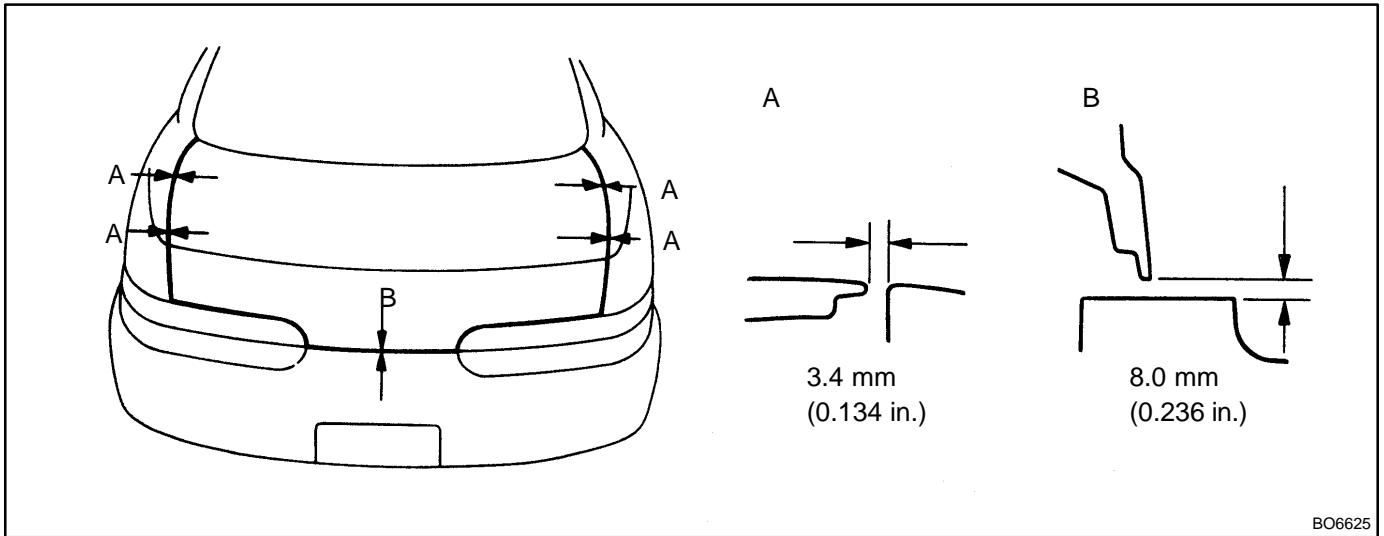
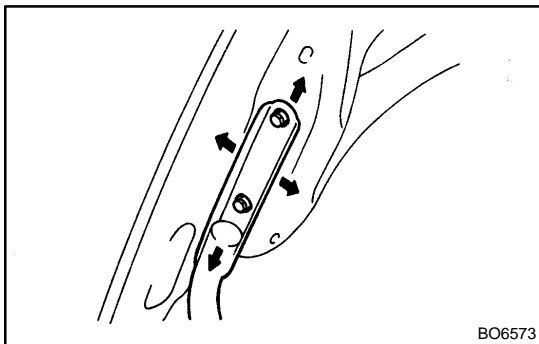


ADJUSTMENT



BO6625

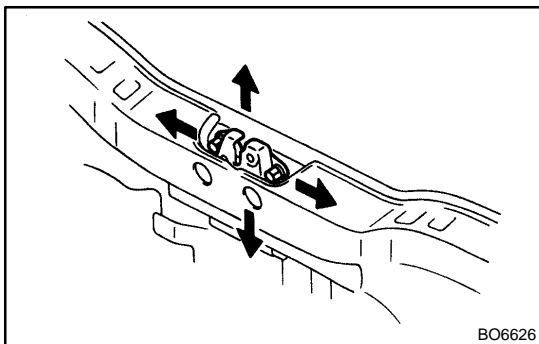


BO6573

1. ADJUST LUGGAGE COMPARTMENT DOOR

- For forward/rearward and vertical direction adjustments loosen the bolts.
- For left and right adjustment of front end of the door, increase or decrease the number of washers between the hinge and door.

Torque: 8.3 N·m (85 kgf·cm, 74 in.-lbf)



BO6626

2. ADJUST LOCK STRIKER

- Remove the trim rear cover.
- Using a hammer and brass bar, tap the door lock to adjust it.

Torque: 5.4 N·m (55 kgf·cm, 48 in.-lbf)