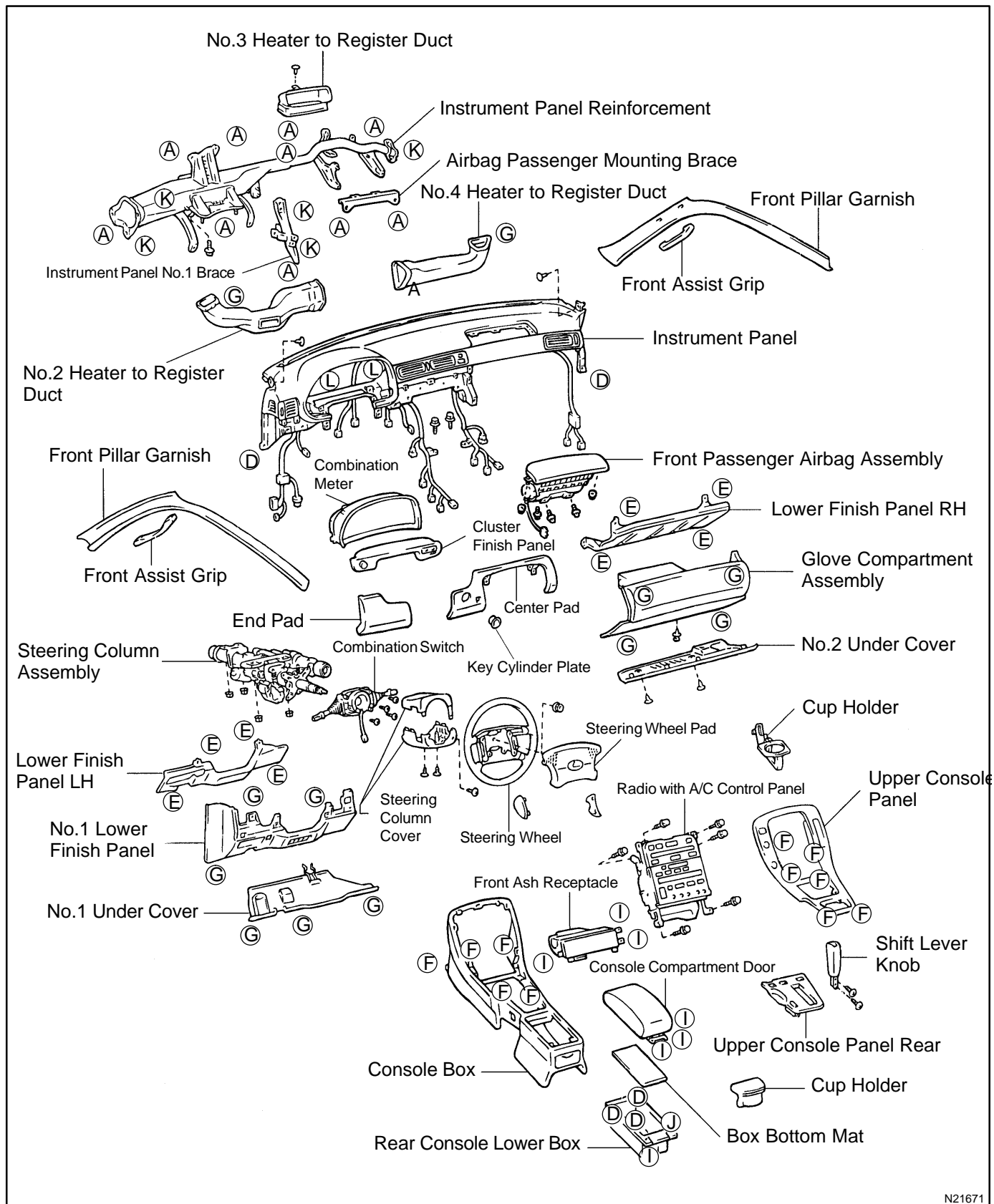
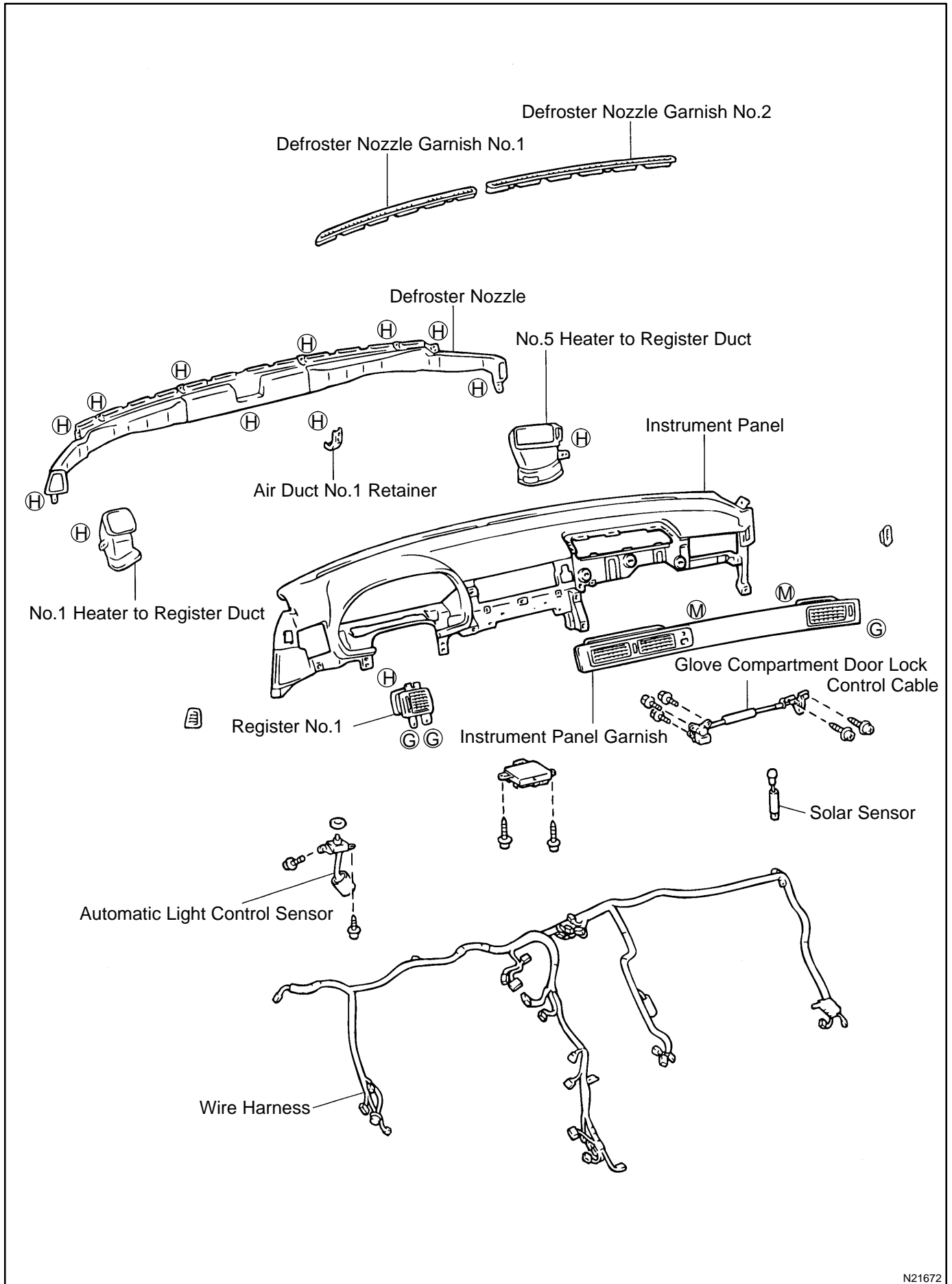


INSTRUMENT PANEL COMPONENTS

BO13Y-03



N21671

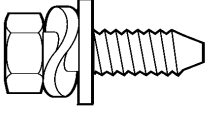
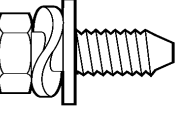
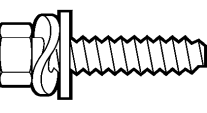
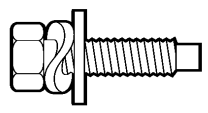
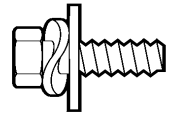



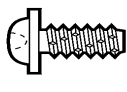

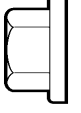
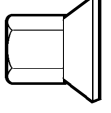
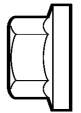


N21672

HINT:

Screws in the illustration on the previous page are indicated using the code below for removal and installation of instrument panel.

mm (in.)

Code	Shape	Size	Code	Shape	Size	Code	Shape	Size
Ⓐ		∅ = 8 (0.31) L = 20 (0.79)	Ⓑ		∅ = 8 (0.31) L = 18 (0.71)	Ⓒ		∅ = 6 (0.24) L = 25 (0.98)
Ⓓ		∅ = 6 (0.24) L = 20 (0.79)	Ⓔ		∅ = 6 (0.24) L = 16 (0.63)	Ⓕ		∅ = 5.22 (0.2055) L = 18 (0.71)
Ⓖ		∅ = 5.22 (0.2055) L = 16 (0.63)	Ⓖ		∅ = 5.22 (0.2055) L = 14 (0.55)	Ⓖ		∅ = 5.22 (0.2055) L = 12 (0.47)
Ⓙ		∅ = 5 (0.20) L = 20 (0.79)	Ⓚ		—	Ⓛ		—
Ⓜ		—						

H01876