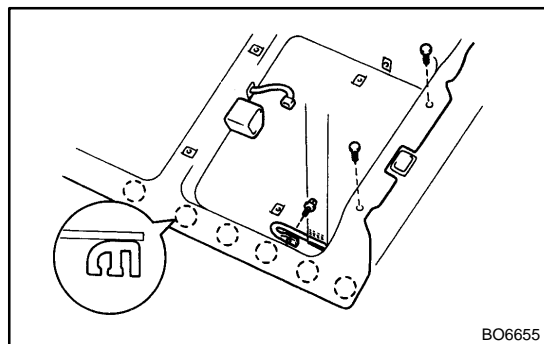


REMOVAL

1. REMOVE THESE PARTS:

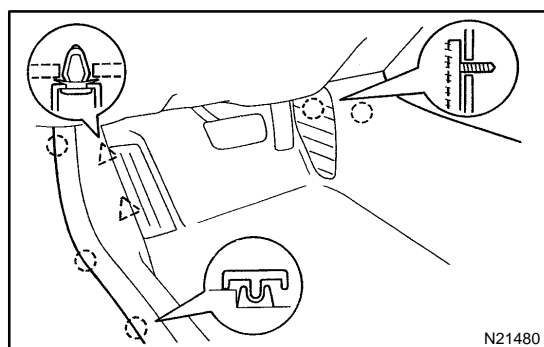
- (a) Front seat
- (b) Rear seat
- (c) Roof side inner garnish
- (d) Front pillar garnish
- (e) Front scuff plate
- (f) Console box



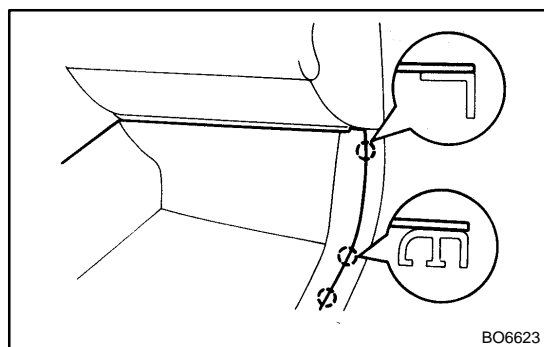
2. REMOVE FLOOR CARPET

- (a) Using a clip remover, remove the clips.
- (b) Remove the front seat belt lower bolt.

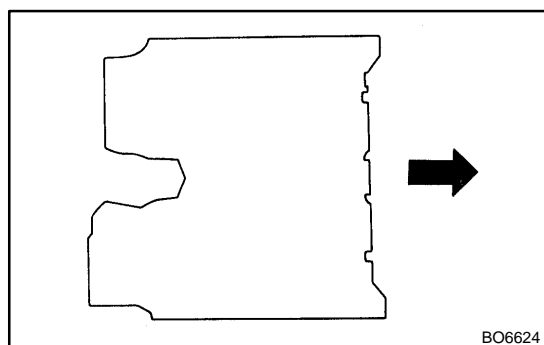
Torque: 43 N·m (440 kgf·cm, 32 ft·lbf)



- (c) Driver's side:
Raise the end of the carpet and disconnect the hook.



- (d) Passenger's side:
Raise the end of the carpet and disconnect the hook.



- (e) Slide the carpet backward and remove it.