

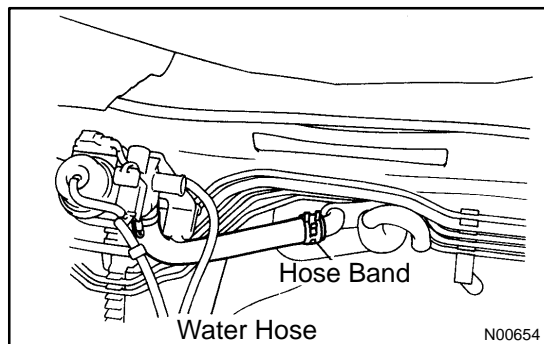
## WATER VALVE REMOVAL

AC14B-01

### 1. DRAIN ENGINE COOLANT FROM RADIATOR

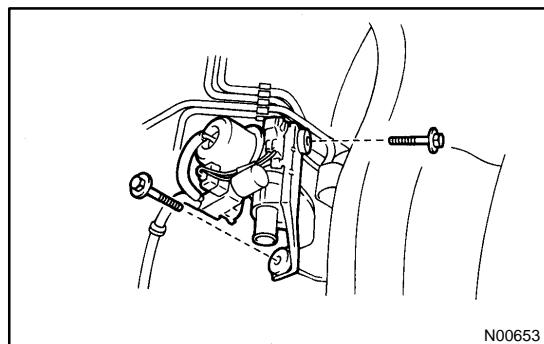
HINT:

It is not to drain out all coolant.



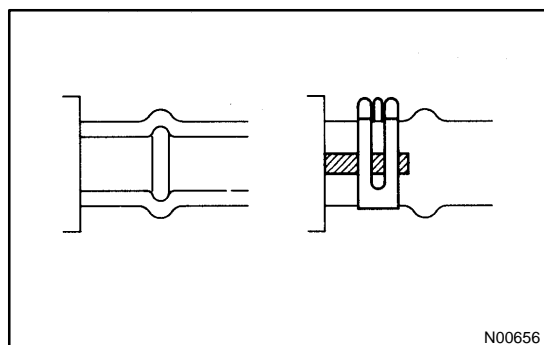
### 2. DISCONNECT THESE PARTS FROM WATER VALVE:

- (a) Water hose
- (b) Vacuum hose
- (c) Connector



### 3. REMOVE WATER VALVE

- (a) Remove the 2 bolts.
- (b) Loosen the hose band, then pull off the water hose.



HINT:

At the time of installation, please refer to the following item.

Push the water hose onto the water valve pipe until the pipe is completely hidden.

Install the hose clip in a position where about 1 mm (0.039 in.) of the marking on the hose can be seen.