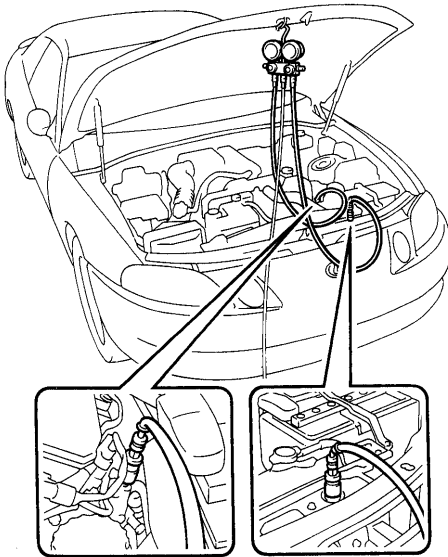


SC400

Low Pressure
Charging HoseHigh Pressure
Charging Hose

I16789

MANIFOLD GAUGE SET SET ON

AC13G-02

1. CONNECT CHARGE HOSES TO MANIFOLD GAUGE SET

Tighten the nuts by hand.

CAUTION:

Do not connect the wrong hoses.

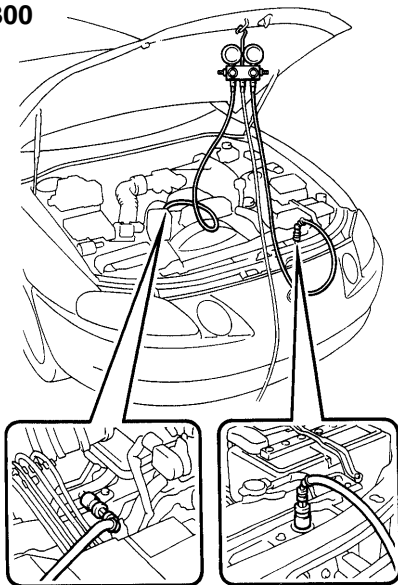
2. CONNECT QUICK DISCONNECT ADAPTERS TO CHARGING HOSES

Tighten the nuts by hand.

3. CLOSE BOTH HAND VALVES OF MANIFOLD GAUGE SET

4. REMOVE CAPS FROM SERVICE VALVE ON REFRIG- ERANT LINES

SC300

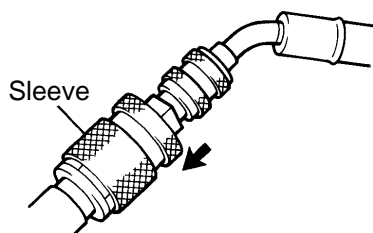
Low Pressure
Charging HoseHigh Pressure
Charging Hose

N11062

5. CONNECT QUICK DISCONNECT ADAPTER TO SER- VICE VALVES

HINT:

Push the quick disconnect adapter onto the service valve, then slide, the sleeve of the quick disconnect adapter downward to lock it.



N04392