

STEERING COLUMN

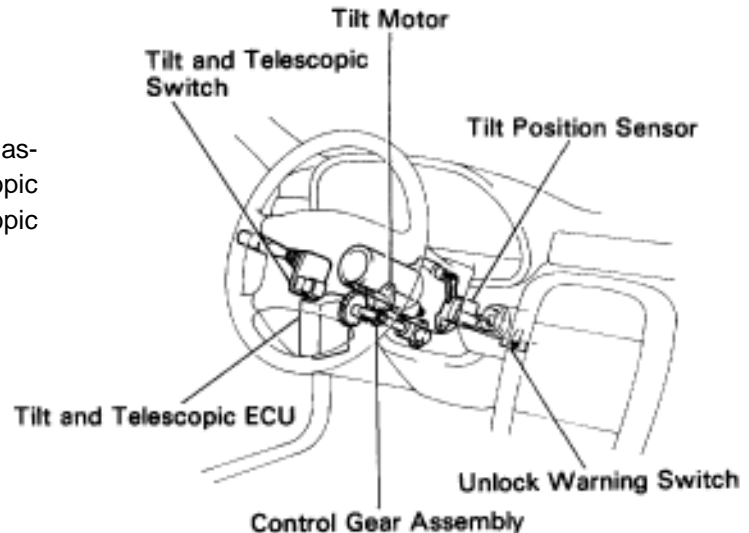
Description

All vehicles are equipped with the highly convenient power tilt/power telescopic steering column.

Operation

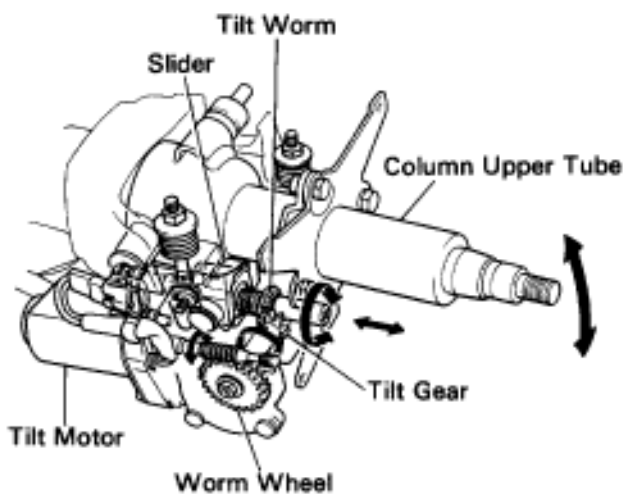
POWER TILT OPERATION

The power tilt mechanism consists of the control gear assembly, tilt motor, tilt position sensor, tilt and telescopic switch, unlock warning switch and tilt and telescopic ECU.

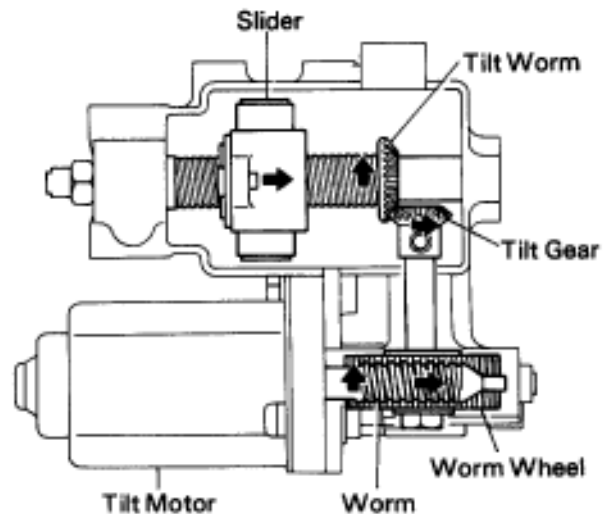


N00804

The control gear assembly consists of the worm wheel, tilt gear, tilt worm and slider. Rotation of the tilt motor moves the slider towards the tilt worm. The column upper tube is integrated with the slider and is rotated up and down by movement of the slider.



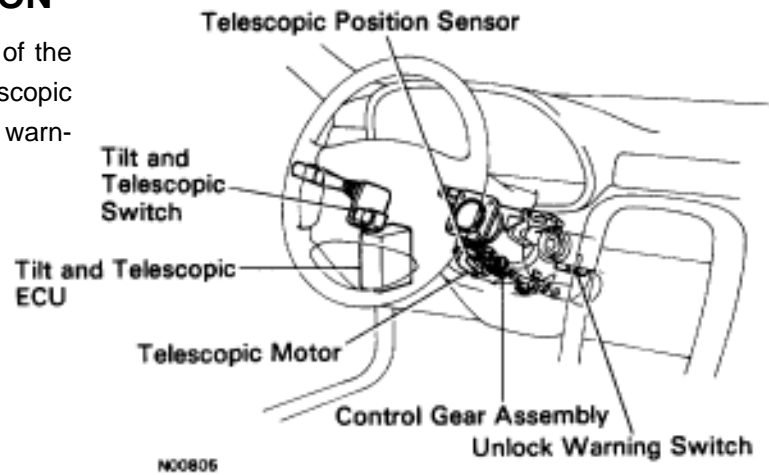
SR3437



SR3438

POWER TELESCOPIC OPERATION

The power telescopic mechanism is composed of the control gear assembly, telescopic motor, telescopic position sensor, tilt and telescopic switch, unlock warning switch and tilt and telescopic ECU.



The control gear assembly is composed of the worm wheel, telescopic screw and slider. Rotation of the telescopic motor moves the slider in the direction of the telescopic screw axis. The sliding tube is integrated with the slider and is moved forward and backward by movement of the slider.

