

















Preparation

SST (SPECIAL SERVICE TOOLS)

Illustration	Part No.	Part Name	Note
	09268-41045	Injection Measuring Tool Set	
	(90268-41070)	No. 4 Union	Injector
	(09268-41080)	No. 6 Union	Cold start Injector
	(09268-52010)	Injection Measuring Attachment	Injector
	09268-45012	EFI Fuel Pressure Gauge	
	09612-24014	Steering Gear Housing Overhaul Tool Set	
	(09617-24011)	Steering Rack Wrench	Fuel pressure pulsation damper
	09631-22020	Power Steering Hose Nut 14 X 17 mm Wrench Set	Fuel line flare nut
	09816-30010	Oil Pressure Switch Socket	Knock sensor
	09842-30055	Wire "G" EFI Inspection	Cold start Injector
	09842-30070	Wire "F" EFI Inspection	Injector
	09843-18020	Diagnosis Check Wire	
	0990-01000	Engine Control Computer Check Harness "A"	

RECOMMENDED TOOLS

Illustration	Part No.	Part Name	Note
	09082-0015	TOYOTA Electrical Tester	
	09200-00010	Engine Adjust Kit	
	09258-00030	Hose Plug Set	Plug for the Vacuum hose, fuel hose ect.

EQUIPMENT

Part Name	Note
Graduated cylinder	Injector
Tachometer	
Torque wrench	

SSM (SERVICE SPECIAL MATERIALS)

Part Name	Part No.	Use etc.
Seal packing 1282B, Three bond 1282B or equivalent	08826-00100	Water inlet housing