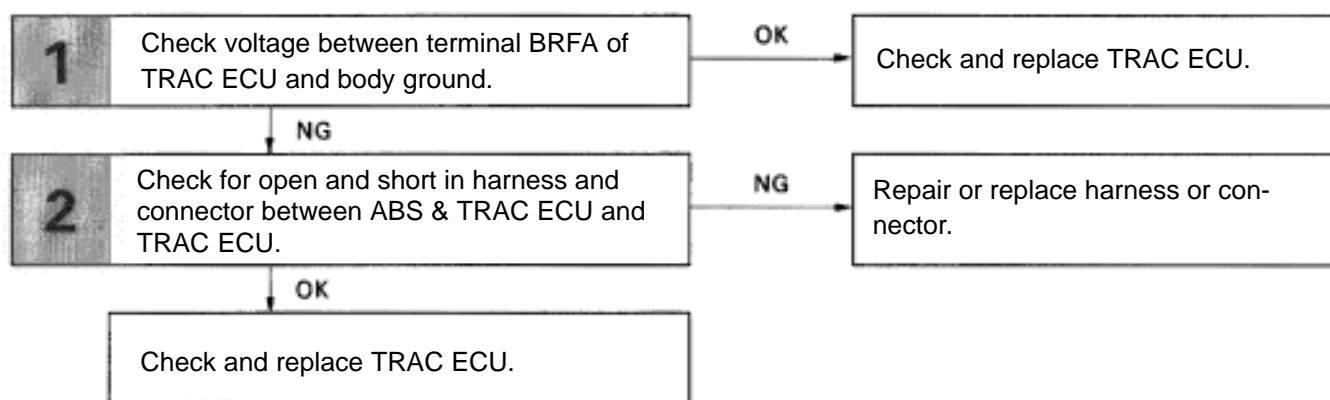
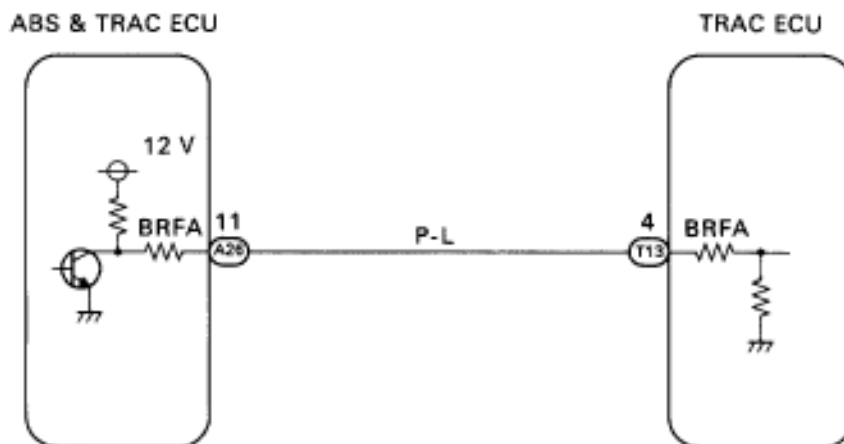


**Diag. Code 43****ABS & TRAC ECU Malfunction.****— CIRCUIT DESCRIPTION —**

Code No.	Diagnostic Code Detecting Condition	Trouble Area
43	ABS control system or TRAC control system or communication circuit is abnormal.	<ul style="list-style-type: none"> <li>•ABS &amp; TRAC ECU</li> <li>•Open or short in BRFA circuit</li> </ul>

**— DIAGNOSTIC CHART —**

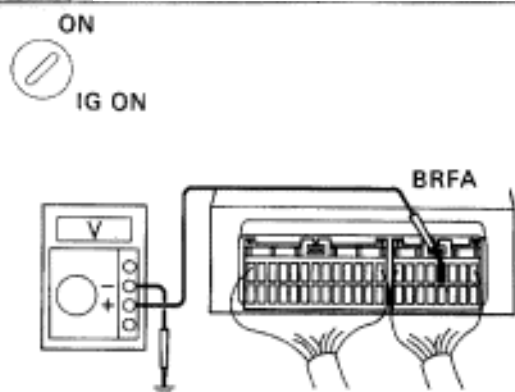
**HINT:** If an error code is output from the ABS & TRAC ECU, it should be repaired first.  
 If an error code is not output from the ABS & TRAC ECU, the wire harness between the BRFA terminals may be defective.

**WIRING DIAGRAM**

## INSPECTION PROCEDURE

1

**Check voltage between terminal BRFA of TRAC ECU and body ground.**



8E6653  
8R5455

P

1. Remove TRAC ECU with connectors still connected.

2. Turn ignition switch ON.

C

Measure voltage between terminal BRFA of TRAC ECU and body ground.

OK

**Voltage: 10 – 14V**

NG

OK

Check and replace TRAC ECU.

2

**Check for open and short in harness and connector between ABS & TRAC ECU and TRAC ECU (See page [IN-27](#)).**

OK

NG

Repair or replace harness or connector.

Check and replace TRAC ECU.