





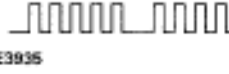








## DIAGNOSTIC CODE CHART

If a malfunction code is displayed during the diagnostic code check, check the circuit listed for that code, in the table below and proceed to the page given.

Code	ABS Warning Light Blinking Pattern	Indicator *2			Diagnosis	See Page
		ABS Warning Light	TRAC Indicator Light	TRAC Off Light		
11	 000001	ON	OFF	ON	Open or short in ABS solenoid relay circuit	BR-86
12	 000001	ON	OFF	ON	+ B short in ABS solenoid relay circuit	BR-86
13	 000001	ON	OFF	ON	Open or short in ABS motor relay circuit	BR-90
14	 000001	ON	OFF	ON	+ B short in ABS motor relay circuit	BR-90
(15)	 000001	ON	ON	OFF	Open or short in TRAC solenoid relay circuit	BR-94
(16)	 000001	ON	ON	OFF	+ B short in TRAC solenoid relay circuit	BR-94
(17)	 000001	OFF*1	ON	OFF	Open or short in TRAC motor relay circuit	BR-98
(18)	 000001	OFF*1	ON	OFF	+ B short in TRAC motor relay circuit	BR-98
21	 000002	ON	OFF	ON	Open or short in ABS actuator solenoid circuit (SFR circuit)	BR-102
22	 000002	ON	OFF	ON	Open or short in ABS actuator solenoid circuit (SRR circuit)	BR-102
23	 000002	ON	OFF	ON	Open or short in ABS actuator solenoid circuit (SFR circuit)	BR-102
(24)	 000002	ON	OFF	ON	Open or short in ABS actuator solenoid circuit (SRL circuit)	BR-102
(25)	 000002	ON	ON	OFF	Open or short in TRAC actuator solenoid circuit (SMC circuit)	BR-106
(26)	 000002	ON	ON	OFF	Open or short in TRAC actuator solenoid circuit (SAC circuit)	BR-106
(27)	 000002	ON	ON	OFF	Open or short in TRAC actuator solenoid circuit (SRC circuit)	BR-106
31	 000003	ON	OFF	ON	Right front wheel speed sensor signal malfunction	BR-110
32	 000003	ON	OFF	ON	Left front wheel speed sensor signal malfunction	BR-110
33	 000003	ON	OFF	ON	Right rear wheel speed sensor signal malfunction	BR-110
34	 000003	ON	OFF	ON	Left rear wheel speed sensor signal malfunction	BR-110

Code	ABS Warning Light Blinking Pattern	Indicator *2			Diagnosis	See Page
		ABS Warning Light	TRAC Indicator Light	TRAC Off Light		
35	 BE3933	ON	OFF	ON	Open circuit in left front or right rear speed sensor circuit	BR-110
36	 BE3933	ON	OFF	ON	Open circuit in right front or left rear speed sensor circuit	BR-110
41	 BE3934	ON	OFF	ON	Low battery voltage or abnormally high battery voltage.	BR-114
51	 BE3935	ON	OFF	ON	Pump motor is locked Open in pump motor ground	BR-117
(53)	 BE3935	OFF*1	ON	OFF	TRAC pump motor long time energizing	BR-118
(54)	 BE3935	OFF*1	ON	OFF	TRAC pump motor operation frequency excessive	BR-121
(55)	 BE3935	OFF*1	ON	OFF	Brake fluid reservoir level low	BR-122
(56)	 BE3935	OFF*1	ON	OFF	Open or short in pressure sensor circuit	BR-118
(57)	 BE3935	OFF*1	ON	OFF	Pressure sensor malfunction	BR-118
(61)	 BE3936	OFF*1	ON	OFF	TRAC ECU communication abnormal	BR-124
(62)	 BE3936	OFF*1	ON	OFF	Wheel speed sensor signal malfunction	BR-126
Always On		ON	ON	OFF	Malfunction in ABS (&TRAC) ECU	—

( ): Only vehicles with TRAC

\*1: Even if the malfunction's indication code is detected, the ABS warning light does not light up.

\*2: When the ABS warning light lights up in vehicles with TRAC, either the TRAC indicator light or the TRAC OFF indicator light lights up simultaneously.

When a malfunction causing code No. 17, 18, 53, 54, 55, 56, 57, 61 or 62 is detected, the ABS warning light does not light up, but the TRAC indicator light does. However, when checking the Diag. code check the blinking pattern of the ABS warning light.