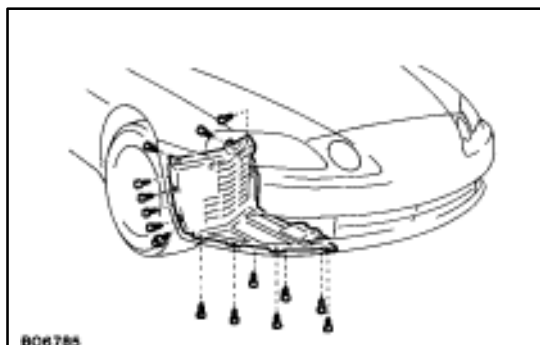
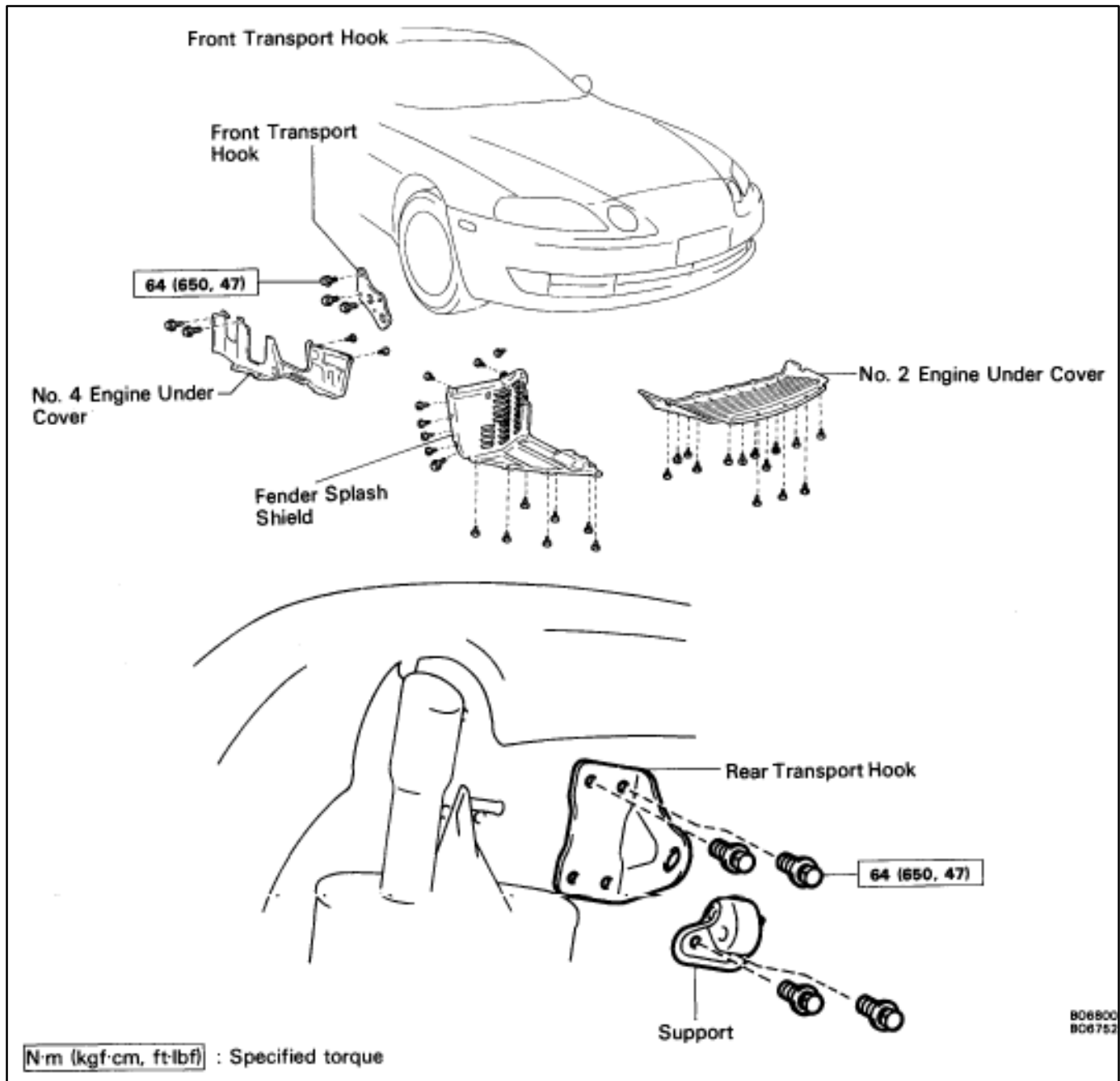
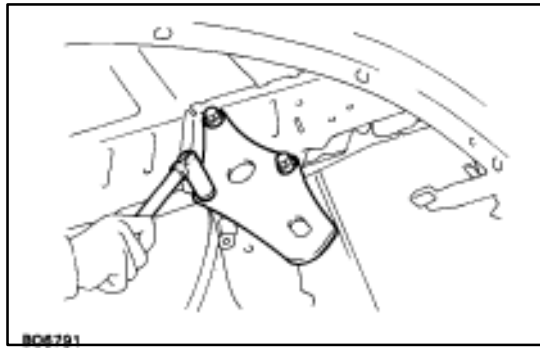


TRANSPORT HOOK COMPONENTS



Front Transport Hook REMOVAL AND INSTALLATION

1. **REMOVE FENDER SPLASH SHIELD**
Remove fourteen screws, a bolt and the shield.



2. **REMOVE NO. 4 ENGINE UNDER COVER**
3. **REMOVE FRONT TRANSPORT HOOK**
Remove three bolts and the hook.
4. **INSTALL FRONT TRANSPORT HOOK**
Install the hook with three bolts.
Torque: 64 N·m (650 kgf·cm, 47 ft·lbf)
5. **INSTALL NO.4 ENGINE UNDER**
6. **INSTALL FENDER SPLASH SHIELD**



Rear Transport Hook REMOVAL AND INSTALLATION

(See page [BO-27](#))

1. **REMOVE SUPPORT**
Remove two bolts and the support.
2. **REMOVE REAR TRANSPORT HOOK**
Remove two bolts and the hook.
3. **INSTALL REAR TRANSPORT HOOK**
Install the hook with two bolts.
Torque: 64 N·m (650 kgf·cm, 47 ft·lbf)
4. **INSTALL SUPPORT**
Install the support with two bolts.

