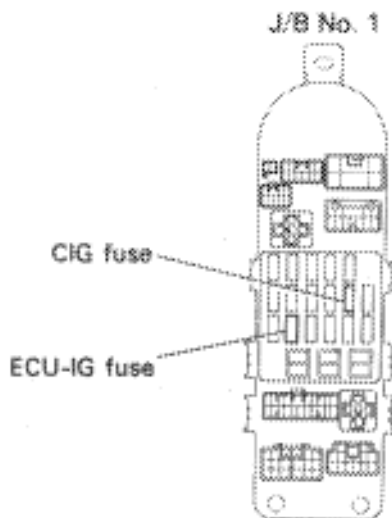


INSPECTION PROCEDURE

1 Check CIG and ECU-IG fuses.



828624

- P** (1) Remove CIG and ECU-IG fuses from J/B No.1.
 (2) Remove the No.1 under cover and LH lower pad.

C Check continuity of CIG and ECU-IG fuses.

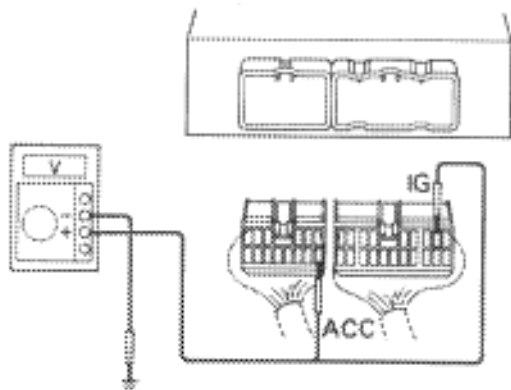
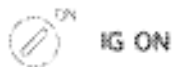
OK Continuity.

OK

NG

Check for short in all the harness and components connected to the CIG and ECU-IG fuses (see attached wiring diagram).

2 Check voltage between terminals IG and ACC of ECU and body ground.

823841
828578

- P** (1) Disconnect the ECU connectors.
 (2) Turn ignition switch on.

C Measure voltage between terminals IG and ACC of ECU connector and body ground.

OK Voltage: 10 – 14 V

NG

OK

Check and replace ECU.

Check and repair harness and connector between ECU and battery (See page [IN-27](#)).