





## PREPARATION

### SST (SPECIAL SERVICE TOOLS)

Illustration	Part No.	Part Name	Note
	<b>09213-31021</b>	Crankshaft Pulley Puller	For removing steering wheel

## RECOMMENDED TOOLS

Illustration	Part No.	Part Name	Note
	<b>09082-00015</b>	TOYOTA Electrical Tester	
	<b>09041-00030</b>	Torx Driver T30	For removing and installing steering wheel pad and power window motor
	<b>09042-00010</b>	Torx Socket T30	For removing and installing steering wheel pad and power window motor

## EQUIPMENT

Part Name	Note
Voltmeter	
Ammeter	
Ohmmeter	
Test lead	
Thermometer	Water temperature sender gauge, Engine oil level, Warning switch, Seat heater
Syphon	Brake fluid level warning switch
Oil bath	Engine oil level warning switch
Bulb (1.4 W)	Coolant level warning ECU
Bulb (3.4 W)	Fuel sender, gauge, Seat belt warning relay
Bulb (21 W)	Turn signal flasher relay
Dry cell battery	Fuel sender gauge
Heat light	Seat heater
Hexagon wrench (6 mm)	Power seat

**EQUIPMENT (Cont'd)**

Part	Note
Torque wrench	
Clip remover	For removing cowl louver
Masking tape	Rear window defogger wire
Tim foil	Rear window defogger wire

**SSM (SPECIAL SERVICE MATERIALS)**

Part Name	Part No.	Use etc.
Adhesive 1324, Three bond 1324 or equivalent	08833-00070	Power seat housing set nut, Power seat slide and vertical motor set screw
Adhesive 1344, Three bond 1344, Loctite 242 or equivalent	08833-00080	Low oil pressure warning switch Water temperature sender gauge
Dupont paste No. 4817	—	Rear window defogger wire