

Tc Terminal Circuit

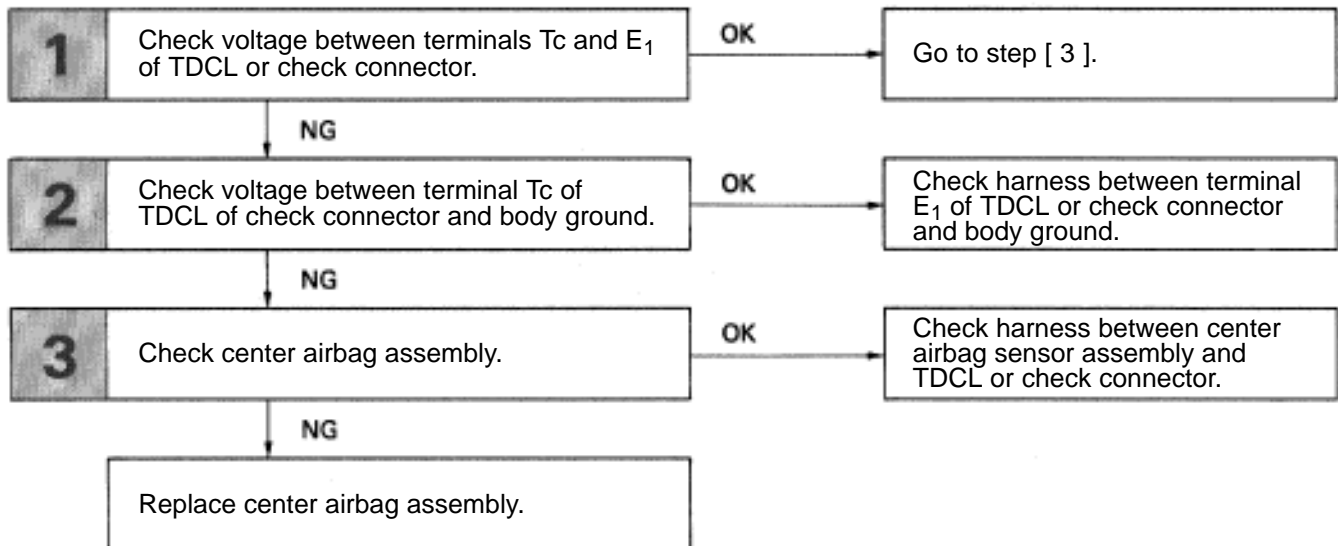
CIRCUIT DESCRIPTION

By connecting terminals Tc and E₁ of the TDCL or check connector, the center airbag sensor assembly is set in the diagnostic code output mode. The diagnostic codes are displayed by the blinking of the airbag warning light.

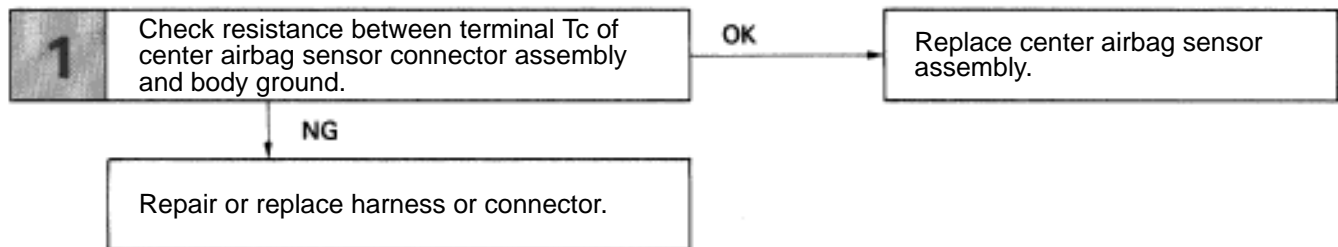
DIAGNOSTIC CHART

Troubleshooting for this system is different depending on whether the diagnostic code is not displayed or is continuously displayed. Confirm the problem symptoms first before selecting the appropriate troubleshooting procedure.

HINT: If the diagnostic code is not displayed, perform the following troubleshooting:

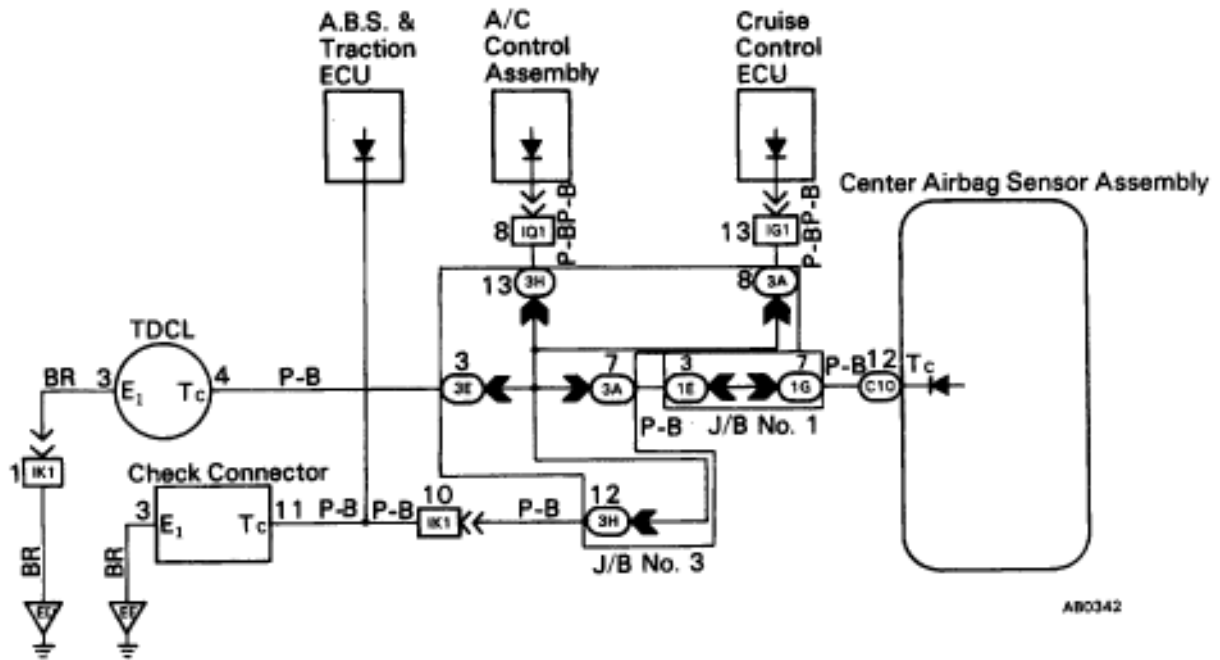


HINT: If the diagnostic code is continuously displayed, perform the following troubleshooting:



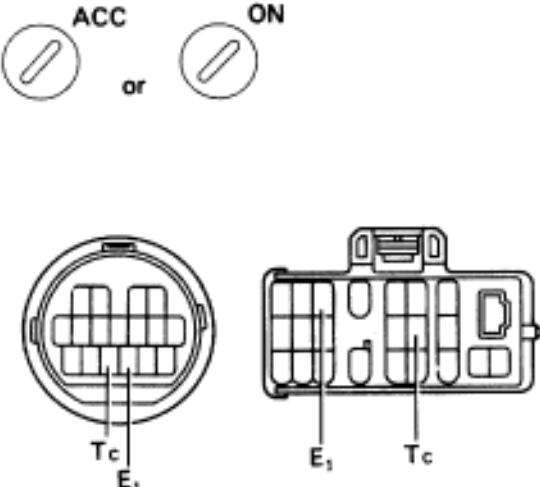
DIAGNOSTIC CHART

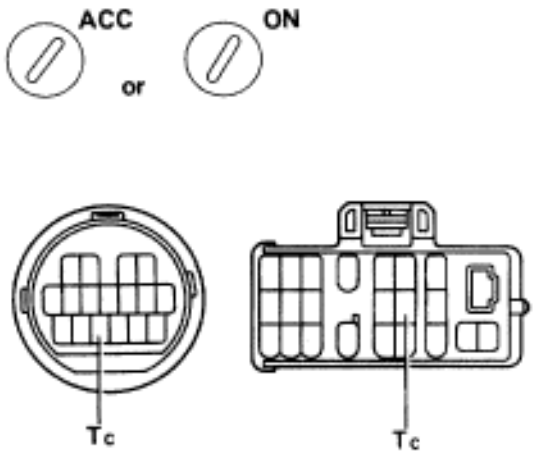
WIRING DIAGRAM

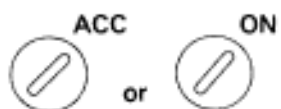
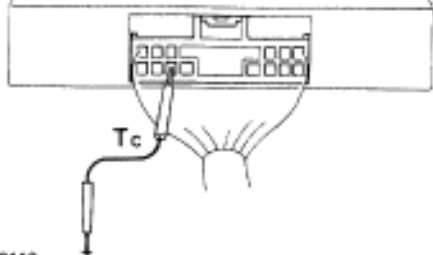


INSPECTION PROCEDURE

HINT: If the diagnostic code is not displayed, perform the following troubleshooting:

1	Check voltage between terminals Tc and E₁ of TDCL or check connector.
	<p>P Turn ignition switch ACC or ON.</p> <p>C Measure voltage between terminals Tc and E₁ of TDCL or check connector.</p> <p>OK Voltage: 10 – 14 V</p>
<p>NG</p>	<p>OK Go to step [3].</p>

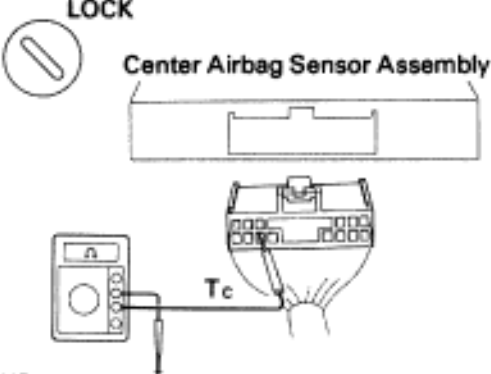
2	Check voltage between terminal Tc of TDCL or check connector and body ground.
	<p>C Measure voltage between terminals Tc of TDCL or check connector and body ground.</p> <p>OK Voltage: 10 – 14 V</p>
<p>NG</p>	<p>OK Check harness between terminal E₁ of TDCL or check connector and body ground.</p>

3**Check center airbag sensor assembly.****Center Airbag Sensor Assembly**AB0118 AB0119
AB0185**NG**

- P** Using a service wire, connect terminal Tc of center airbag sensor assembly connector to body ground.
- C** Check operation of airbag warning light.
- OK** Airbag warning light comes on.

OK**Check harness between center airbag sensor assembly and TDCL or check connector.****Replace center airbag sensor assembly.**

HINT: If the diagnostic code is continuously displayed, perform the following troubleshooting.

1	Check resistance between terminal Tc of center airbag sensor assembly and body ground.
 <p>LOCK</p> <p>Center Airbag Sensor Assembly</p> <p>Tc</p> <p>AB0117 AB0187</p>	<p>P (1) Turn ignition switch LOCK. (2) Disconnect center airbag sensor assembly connector.</p> <p>C Check resistance between terminal Tc of center airbag sensor assembly and body ground.</p> <p>OK Resistance: 1 M Ω or higher</p>
NG	OK Replace center airbag sensor assembly.
Repair or replace harness or connector.	