

**Diag. Code 31****Center Airbag Sensor Assembly Malfunction****CIRCUIT DESCRIPTION**

The center airbag sensor assembly consists of center airbag sensor, safing sensors, ignition control and drive circuit, diagnosis circuit, etc.

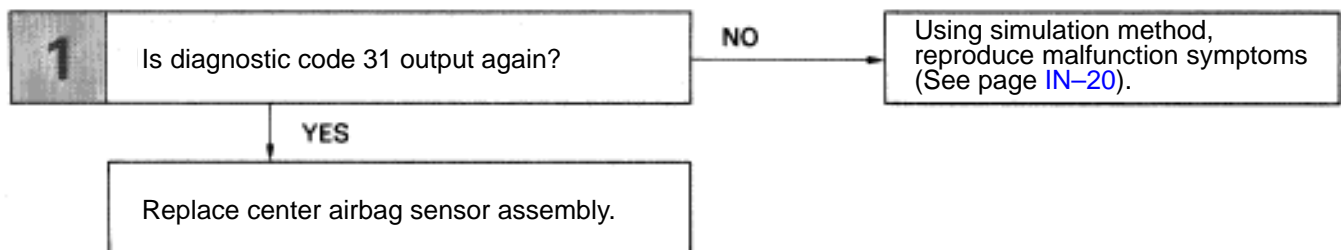
It receives signals from the airbag sensors, judges whether or not the airbag must be activated, and diagnoses system malfunction.

Diagnostic code 31 is recorded when occurrence of a malfunction in the center airbag sensor assembly is detected.

Code No.	Diagnosis
31	• Center airbag sensor assembly malfunction.

**DIAGNOSTIC CHART**

HINT: When a malfunction code other than code 31 is displayed at the same time, first repair the malfunction indicated by the malfunction code other than code 31.

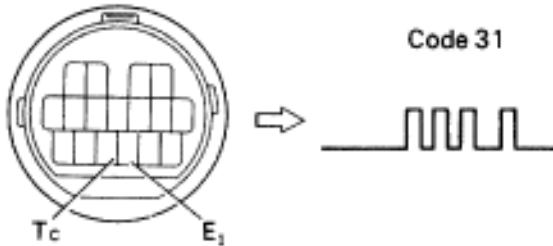
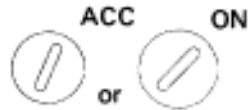


## INSPECTION PROCEDURE

HINT: When a malfunction code other than code 31 is displayed at the same time, first repair the malfunction indicated by the malfunction code other than code 31.

# 1

### Is diagnostic code 31 output again?



AB0118 AB0119  
S-17-1 R1384

**P**

Clear malfunction code 41 stored in memory (see page [AB-32](#)).

**C**

- (1) Turn ignition switch LOCK, and wait at least 2 seconds.
- (2) Turn ignition switch ACC or ON, and wait at least 20 seconds.
- (3) Repeat operation in step (1) and (2) at least 5 times.
- (4) Using SST, connect terminals Tc and E<sub>1</sub> of TDCL.  
SST 09843-18020
- (5) Check diagnostic code.

**YES**

**NO**

Using simulation method, reproduce malfunction symptoms (See page [IN-20](#)).

Replace center airbag sensor assembly.