

Airbag Warning Light System (Always Lit Up)

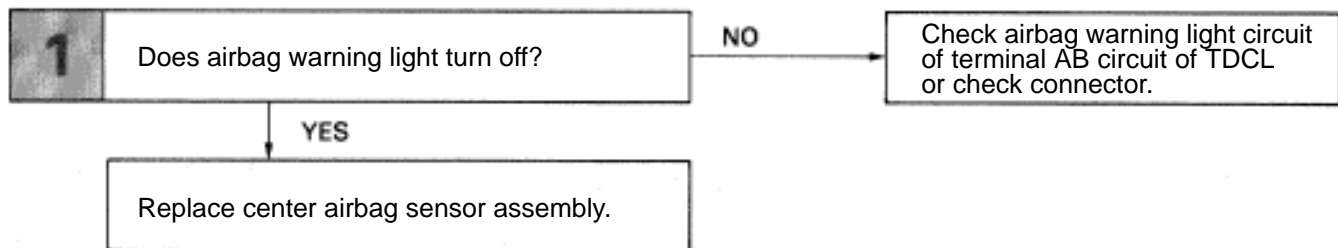
CIRCUIT DESCRIPTION

The airbag warning light is located on the combination meter.

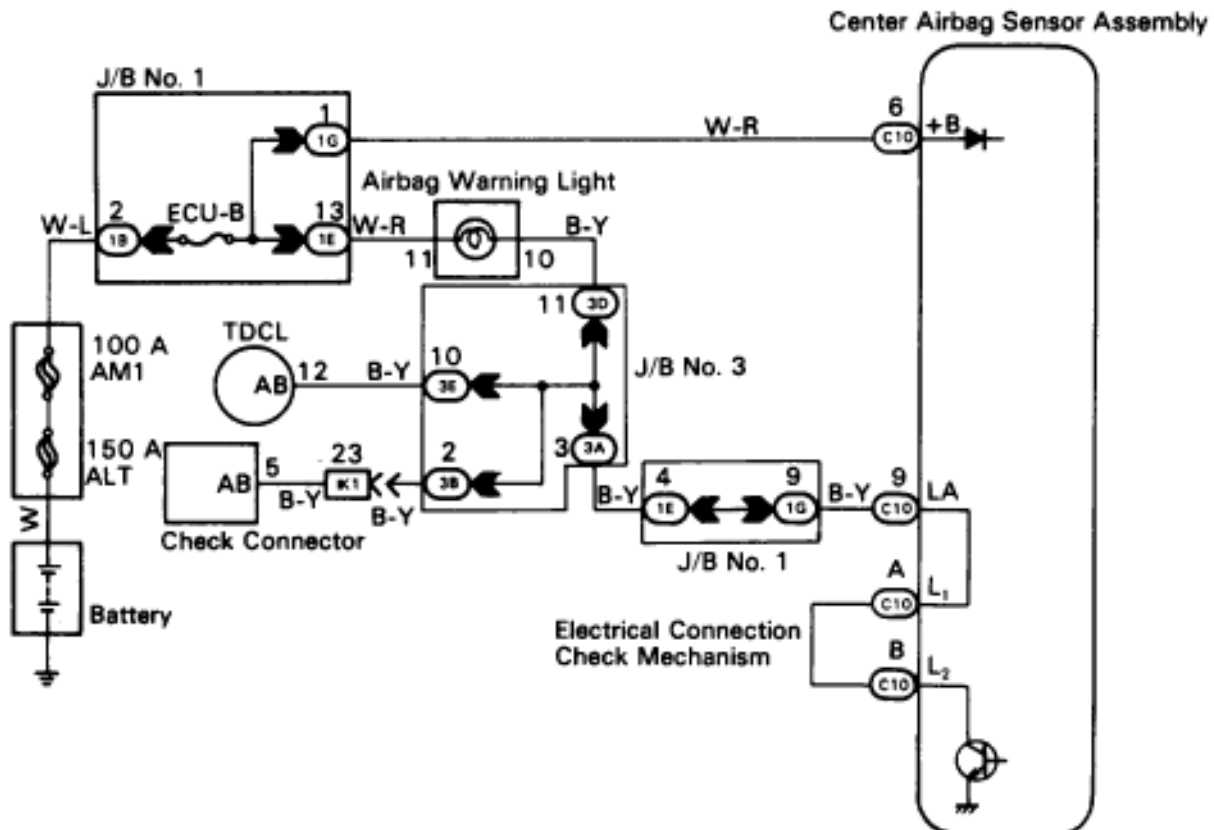
When the airbag system is normal, the airbag warning light lights up for approx. 6 seconds after the ignition switch is turned from LOCK position to ACC or ON position, and then turns off automatically. If there is a malfunction in the airbag system, the airbag warning light lights up to inform the driver of the abnormality.

When terminals Tc and E₁ of the TDCL are connected, the diagnostic code is displayed by the blinking of the airbag warning light.

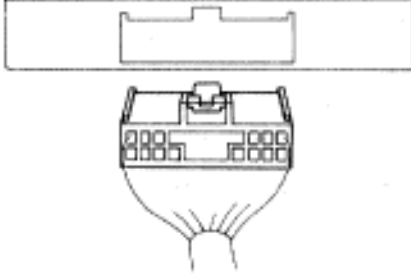
DIAGNOSTIC CHART



WIRING DIAGRAM



INSPECTION PROCEDURE

1**Does airbag warning light turn off?****LOCK****Center Airbag Sensor Assembly**AB0117
AB0041**YES****P**

- (1) Turn ignition switch LOCK.
- (2) Disconnect negative (–) terminal cable from battery.
- (3) Disconnect center airbag sensor assembly connector.
- (4) Connect negative (–) terminal cable to battery.

C

Check operation of airbag warning light.

NO

Check airbag warning light circuit or terminal AB circuit of TDCL or check connector.

Replace center airbag sensor assembly.