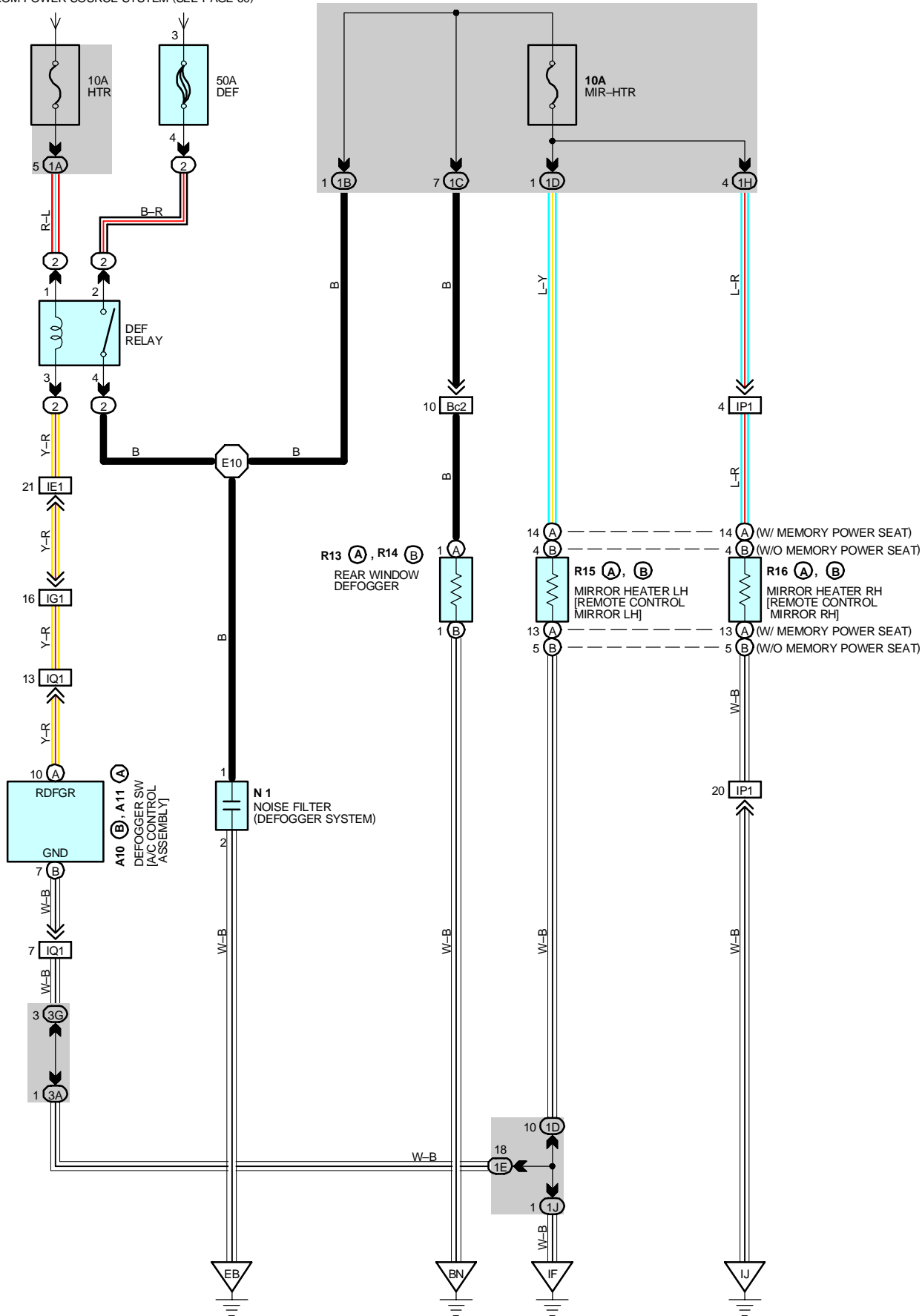




# REAR WINDOW DEFOGGER AND MIRROR HEATER

FROM POWER SOURCE SYSTEM (SEE PAGE 60)



## SERVICE HINTS

### DEF RELAY

2-4: CLOSED WITH IGNITION SW AT **ON** POSITION AND DEFOGGER SW (A/C CONTROL ASSEMBLY) ON



### : PARTS LOCATION

CODE	SEE PAGE	CODE	SEE PAGE	CODE	SEE PAGE
A10	B 30	R13	A 33	R15	B 33
A11	B 30	R14	B 33	R16	A 33
N 1	27(1UZ-FE),29(2JZ-GE)	R15	A 33		B 33



### : RELAY BLOCKS

CODE	SEE PAGE	RELAY BLOCKS (RELAY BLOCK LOCATION)
2	19	R/B NO. 2 (ENGINE COMPARTMENT LEFT)



### : JUNCTION BLOCK AND WIRE HARNESS CONNECTOR

CODE	SEE PAGE	JUNCTION BLOCK AND WIRE HARNESS (CONNECTOR LOCATION)
1A	20	ENGINE ROOM MAIN WIRE AND J/B NO.1 (LEFT KICK PANEL)
1B		FLOOR MAIN WIRE AND J/B NO.1 (LEFT KICK PANEL)
1C		FRONT DOOR LH WIRE AND J/B NO.1 (LEFT KICK PANEL)
1D		INSTRUMENT PANEL WIRE AND J/B NO.1 (LEFT KICK PANEL)
1E	20	COWL WIRE AND J/B NO.1 (LEFT KICK PANEL)
1H	22	INSTRUMENT PANEL WIRE AND J/B NO.3 (BEHIND THE INSTRUMENT PANEL CENTER)
1J		
3A		
3G		



### : CONNECTOR JOINING WIRE HARNESS AND WIRE HARNESS

CODE	SEE PAGE	JOINING WIRE HARNESS AND WIRE HARNESS (CONNECTOR LOCATION)
IE1	40	ENGINE ROOM MAIN WIRE AND COWL WIRE (R/B NO. 4)
IG1	40	INSTRUMENT PANEL WIRE AND COWL WIRE (R/B NO.5)
IP1	42	FRONT DOOR RH WIRE AND COWL WIRE (RIGHT KICK PANEL)
IQ1	42	INSTRUMENT PANEL WIRE AND CONSOLE BOX WIRE (UNDER THE INSTRUMENT CENTER)
Bc2	46	FLOOR NO.3 WIRE AND FLOOR MAIN WIRE (UNDER THE LEFT SIDE OF REAR SEAT CUSHION)



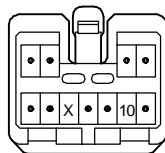
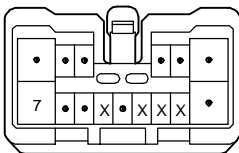
### : GROUND POINTS

CODE	SEE PAGE	GROUND POINTS LOCATION
EB	36(1UZ-FE) 38(2JZ-GE)	FRONT SIDE OF LEFT FENDER
IF	40	LEFT KICK PANEL
IJ	40	RIGHT KICK PANEL
BN	44	RIGHT SIDE OF REAR PILLAR



### : SPLICE POINTS

CODE	SEE PAGE	WIRE HARNESS WITH SPLICE POINTS	CODE	SEE PAGE	WIRE HARNESS WITH SPLICE POINTS
E10	A10 36(1UZ-FE)	ENGINE ROOM MAIN WIRE	N1		
			E10 R13	36(2JZ-GE)	ENGINE ROOM MAIN WIRE



(W/ MEMORY  
POWER SEAT)

R15, R16 (A)

(W/O MEMORY  
POWER SEAT)

R15, R16 (B)

