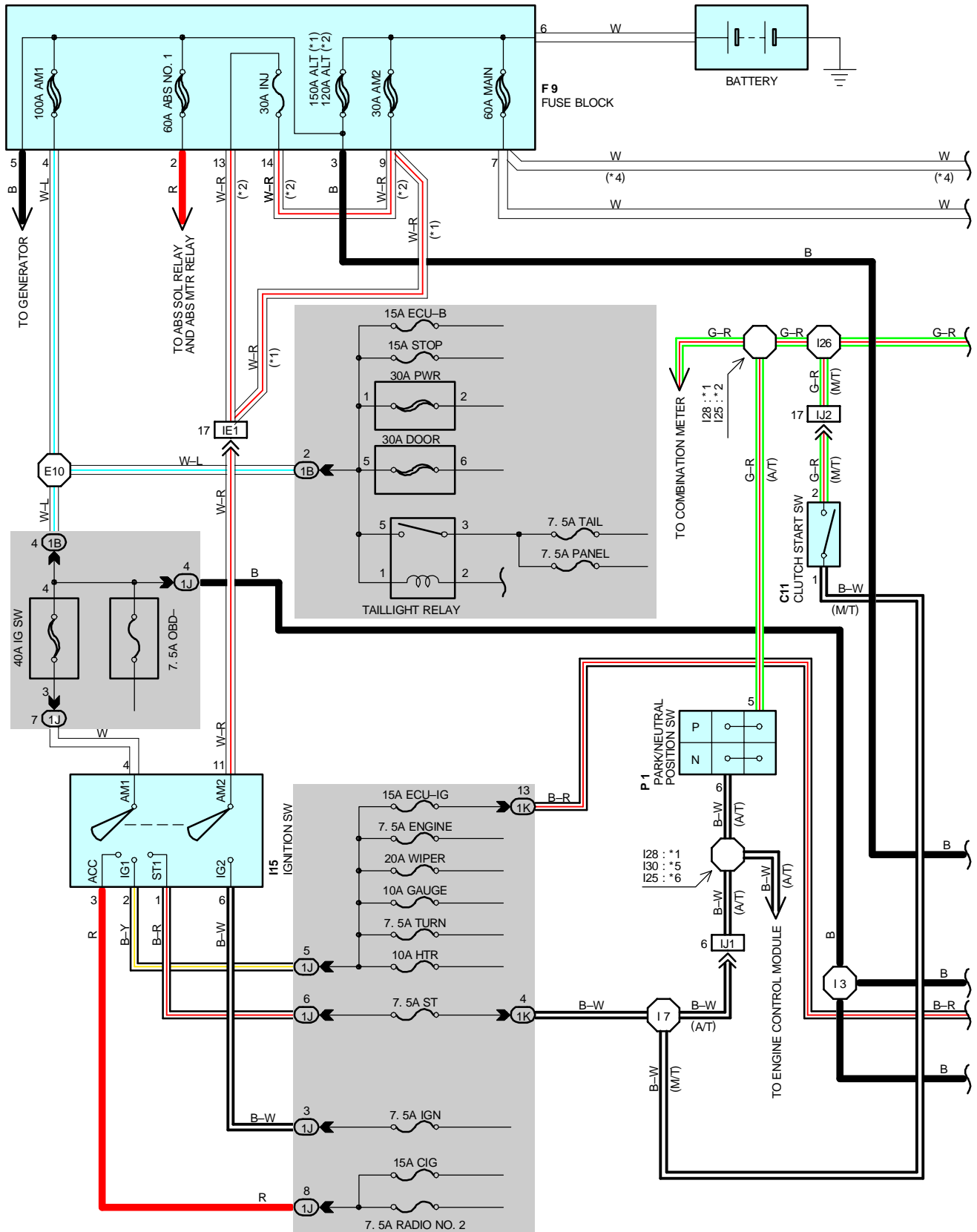
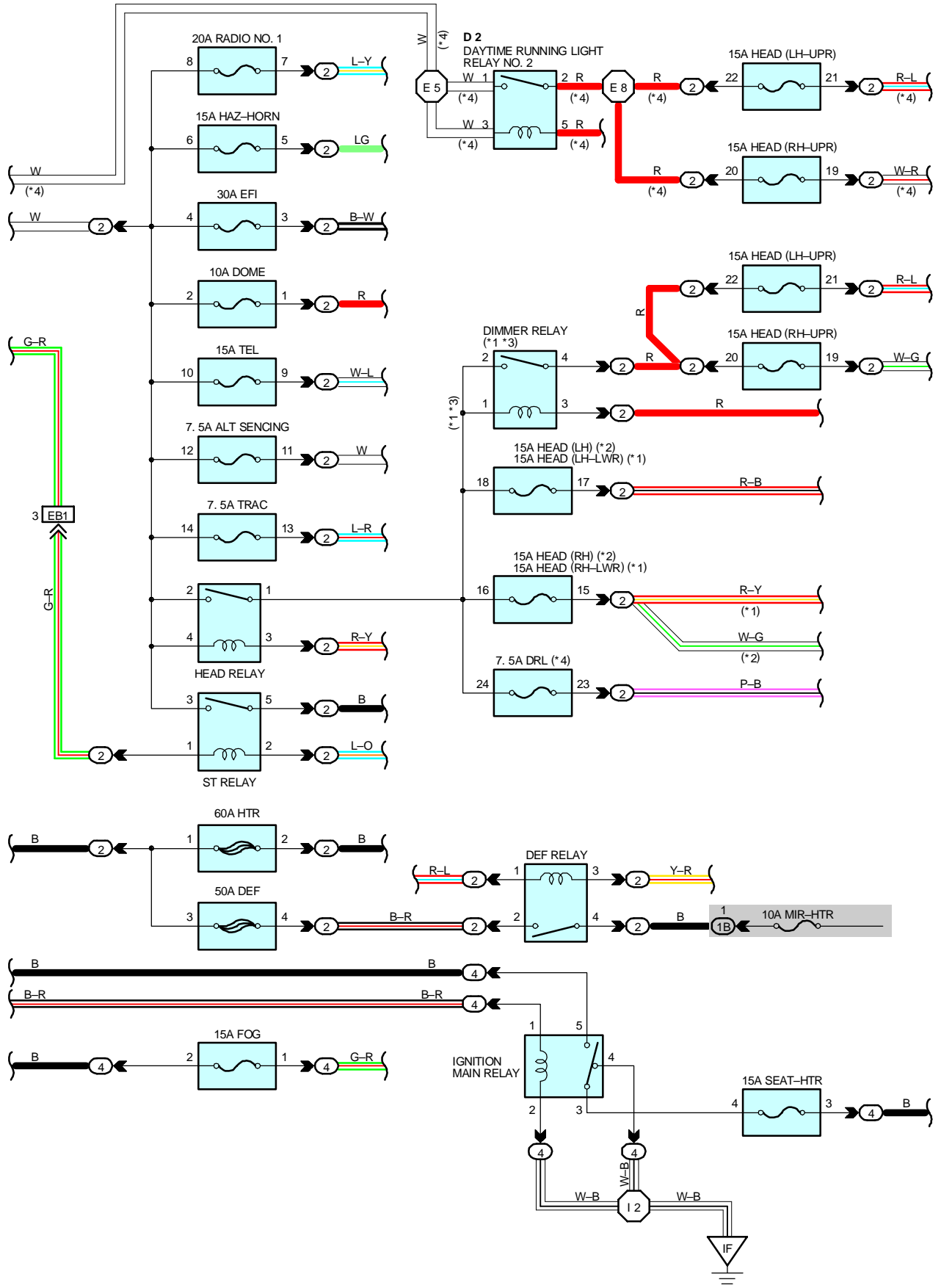




# POWER SOURCE







## POWER SOURCE

### SERVICE HINTS

#### HEAD RELAY (USA)

1-2 : CLOSED WITH LIGHT CONTROL SW AT **HEAD** POSITION OR DIMMER SW AT **FLASH** POSITION

#### HEAD RELAY (CANADA)

1-2 : CLOSED WITH LIGHT CONTROL SW AT **HEAD** POSITION OR DIMMER SW AT **FLASH** POSITION  
: CLOSED WITH ENGINE RUNNING AND PARKING BRAKE LEVER RELEASED (PARKING BRAKE SW OFF)

#### TAILLIGHT RELAY (USA)

5-3 : CLOSED WITH LIGHT CONTROL SW AT **TAIL** OR **HEAD** POSITION

#### TAILLIGHT RELAY (CANADA)

5-3 : CLOSED WITH LIGHT CONTROL SW AT **TAIL** OR **HEAD** POSITION  
: CLOSED WITH ENGINE RUNNING AND PARKING BRAKE LEVER RELEASED (PARKING BRAKE SW OFF)

#### IGNITION MAIN RELAY

5-3 : CLOSED WITH IGNITION KEY AT **ON** POSITION

#### I15 IGNITION SW

4-3 : CLOSED WITH IGNITION KEY AT **ACC** OR **ON** POSITION  
4-2 : CLOSED WITH IGNITION KEY AT **ON** OR **ST** POSITION  
11-6 : CLOSED WITH IGNITION KEY AT **ON** OR **ST** POSITION  
4-1 : CLOSED WITH IGNITION KEY AT **ST** POSITION

### : PARTS LOCATION

CODE	SEE PAGE	CODE	SEE PAGE	CODE	SEE PAGE
C11	30	F 9	26 (1UZ-FE), 28 (2JZ-GE)	P 1	27 (1UZ-FE), 29 (2JZ-GE)
D 2	26 (1UZ-FE)	I15	31		

### : RELAY BLOCKS

CODE	SEE PAGE	RELAY BLOCKS (RELAY BLOCK LOCATION)
2	19	R/B NO. 2 (ENGINE COMPARTMENT LEFT)
4	23	R/B NO. 4 (FRONT SIDE OF J/B NO. 1)

### : JUNCTION BLOCK AND WIRE HARNESS CONNECTOR

CODE	SEE PAGE	JUNCTION BLOCK AND WIRE HARNESS (CONNECTOR LOCATION)
1B	20	ENGINE ROOM MAIN WIRE AND J/B NO. 1 (LEFT KICK PANEL)
1J	20	COWL WIRE AND J/B NO. 1 (LEFT KICK PANEL)
1K		

### : CONNECTOR JOINING WIRE HARNESS AND WIRE HARNESS

CODE	SEE PAGE	JOINING WIRE HARNESS AND WIRE HARNESS (CONNECTOR LOCATION)
EB1	36 (1UZ-FE) 38 (2JZ-GE)	ENGINE WIRE AND ENGINE ROOM MAIN WIRE (FRONT SIDE OF R/B NO. 2)
IE1	40	ENGINE ROOM MAIN WIRE AND COWL WIRE (R/B NO. 4)
IJ1	40	ENGINE WIRE AND COWL WIRE (RIGHT KICK PANEL)
IJ2		

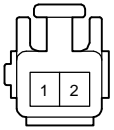
### : GROUND POINTS

CODE	SEE PAGE	GROUND POINTS LOCATION
IF	40	LEFT KICK PANEL

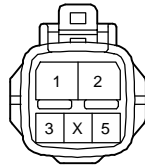
### : SPLICE POINTS

CODE	SEE PAGE	WIRE HARNESS WITH SPLICE POINTS	CODE	SEE PAGE	WIRE HARNESS WITH SPLICE POINTS
E 5	36 (1UZ-FE)	ENGINE ROOM MAIN WIRE	I 3	42	COWL WIRE
E 8	36 (1UZ-FE) 38 (2JZ-GE)		I 7		
E10	36 (1UZ-FE)		I25	42	ENGINE WIRE
	38 (2JZ-GE)		I26		
I 2	42	COWL WIRE	I28		
			I30		

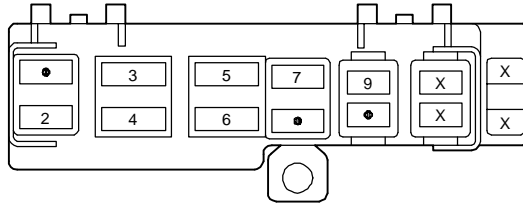
C11



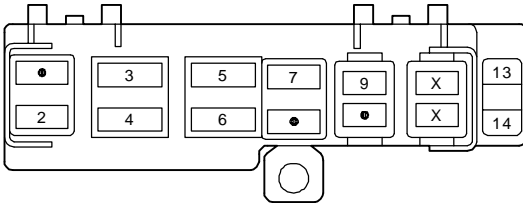
D 2 GRAY



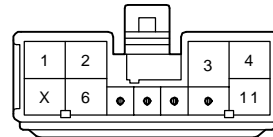
(1UZ-FE) F 9



(2JZ-GE) F 9



I15



P 1 GRAY

