



*2 : W/ CD PLAYER



SERVICE HINTS

A33(A) AUTO ANTENNA MOTOR AND RELAY

3—GROUND: ALWAYS APPROX. 12 VOLTS

6—GROUND: APPROX. 12 VOLTS WITH IGNITION SW AT **ON** POSITION

8—GROUND: APPROX. 12 VOLTS WITH IGNITION SW AT **ACC** OR **ON** POSITION

7—GROUND: ALWAYS CONTINUITY

R 3 (A), R 4 (C) RADIO AND PLAYER

(A)3, (C)3—GROUND: APPROX. 12 VOLTS WITH IGNITION SW AT **ACC** OR **ON** POSITION

○ : PARTS LOCATION

| CODE | SEE PAGE | CODE | SEE PAGE | CODE | SEE PAGE |
|------|----------|------|----------|------|----------|
| A33 | A 32 | R 1 | B 31 | R 3 | A 31 |
| | B 32 | | D 31 | R 4 | C 31 |

○ : RELAY BLOCKS

| CODE | SEE PAGE | RELAY BLOCKS (RELAY BLOCK LOCATION) |
|------|----------|-------------------------------------|
| 2 | 19 | R/B NO.2 (ENGINE COMPARTMENT LEFT) |

○ : JUNCTION BLOCK AND WIRE HARNESS CONNECTOR

| CODE | SEE PAGE | JUNCTION BLOCK AND WIRE HARNESS (CONNECTOR LOCATION) |
|------|----------|------------------------------------------------------|
| 1C | 20 | FLOOR MAIN WIRE AND J/B NO.1 (LEFT KICK PANEL) |
| 1E | 20 | INSTRUMENT PANEL WIRE AND J/B NO.1 (LEFT KICK PANEL) |

□ : CONNECTOR JOINING WIRE HARNESS AND WIRE HARNESS

| CODE | SEE PAGE | JOINING WIRE HARNESS AND WIRE HARNESS (CONNECTOR LOCATION) |
|------|----------|--------------------------------------------------------------------------------|
| IE1 | 40 | ENGINE ROOM MAIN WIRE AND COWL WIRE (R/B NO.4) |
| IG2 | 40 | INSTRUMENT PANEL WIRE AND COWL WIRE (R/B NO. 5) |
| IQ1 | 42 | INSTRUMENT PANEL WIRE AND CONSOLE BOX WIRE (UNDER THE INSTRUMENT CENTER) |
| IQ2 | | |
| BV1 | 44 | FLOOR NO.3 WIRE AND CONSOLE BOX WIRE (UNDER THE INSTRUMENT PANEL CENTER) |
| BV2 | | |
| BV3 | | |
| Bc1 | 44 | FLOOR NO.3 WIRE AND FLOOR MAIN WIRE (UNDER THE LEFT SIDE OF REAR SEAT CUSHION) |
| Bc2 | | |

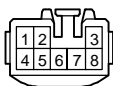
▽ : GROUND POINTS

| CODE | SEE PAGE | GROUND POINTS LOCATION |
|------|----------|------------------------|
| BM | 44 | BACK PANEL CENTER |

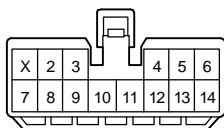
○ : SPLICE POINTS

| CODE | SEE PAGE | WIRE HARNESS WITH SPLICE POINTS | CODE | SEE PAGE | WIRE HARNESS WITH SPLICE POINTS |
|------|----------|---------------------------------|------|----------|---------------------------------|
| I34 | 42 | CONSOLE BOX WIRE | | | |

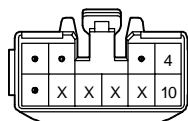
A33 (A)



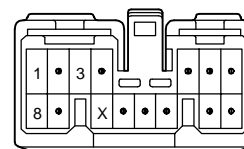
A33 (B)



R 1 (B, D)



R 3 (A)



R 4 (C)

