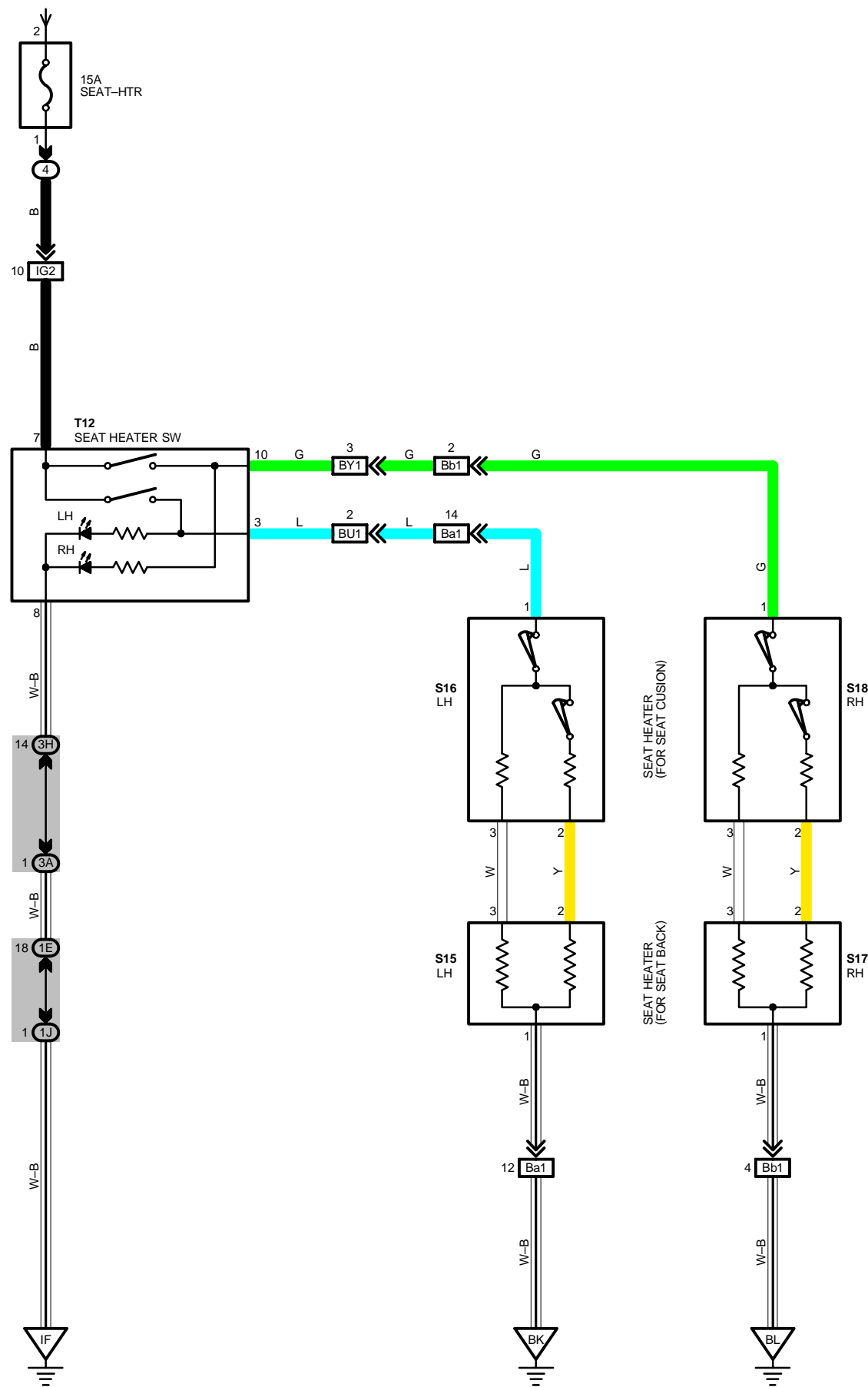


SEAT HEATER

FROM POWER SOURCE SYSTEM (SEE PAGE 56)



SERVICE HINTS

T12 SEAT HEATER SW

7-GROUND : APPROX. 12 VOLTS WITH SW AT **ON** POSITION

8-GROUND : ALWAYS CONTINUITY

○ : PARTS LOCATION

CODE	SEE PAGE	CODE	SEE PAGE	CODE	SEE PAGE
S15	32	S17	32	T12	29
S16	32	S18	32		

○ : RELAY BLOCKS

CODE	SEE PAGE	RELAY BLOCKS (RELAY BLOCK LOCATION)
4	22	LEFT KICK PANEL (J/B NO. 1 LEFT)

○ : JUNCTION BLOCK AND WIRE HARNESS CONNECTOR

CODE	SEE PAGE	JUNCTION BLOCK AND WIRE HARNESS (CONNECTOR LOCATION)
1E	20	INSTRUMENT PANEL WIRE
1J	20	COWL WIRE
3A	23	INSTRUMENT PANEL WIRE
3H		


□ : CONNECTOR JOINING WIRE HARNESS AND WIRE HARNESS

CODE	SEE PAGE	JOINING WIRE HARNESS AND WIRE HARNESS (CONNECTOR LOCATION)
IG2	36	INSTRUMENT PANEL WIRE AND COWL WIRE (R/B NO. 5)
BU1	40	FLOOR WIRE AND INSTRUMENT PANEL WIRE (LEFT KICK PANEL)
BY1	40	INSTRUMENT PANEL WIRE AND FLOOR NO. 3 WIRE (RIGHT KICK PANEL)
Ba1	40	FLOOR WIRE AND FRONT SEAT LH WIRE (UNDER THE FRONT LH SEAT)
Bb1	40	FLOOR NO. 3 WIRE AND FRONT SEAT RH WIRE (UNDER THE FRONT RH SEAT)

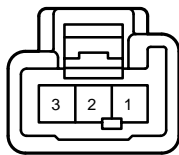
▽ : GROUND POINTS

CODE	SEE PAGE	GROUND POINTS LOCATION
IF	36	LEFT KICK PANEL
BK	40	UNDER THE CENTER PILLAR LH
BL	40	UNDER THE CENTER PILLAR RH

S15, S17



S16, S18 ORANGE



T12

