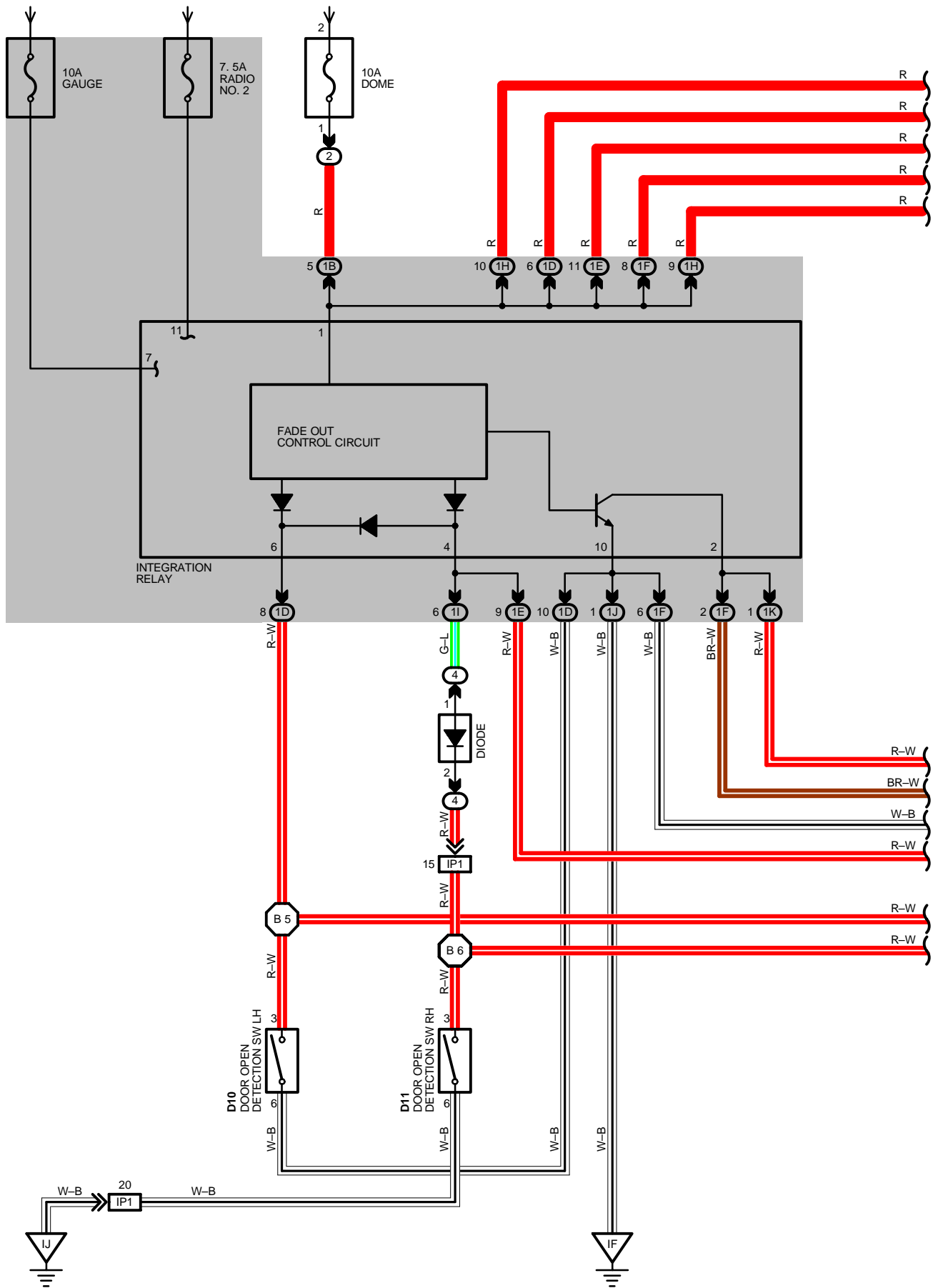
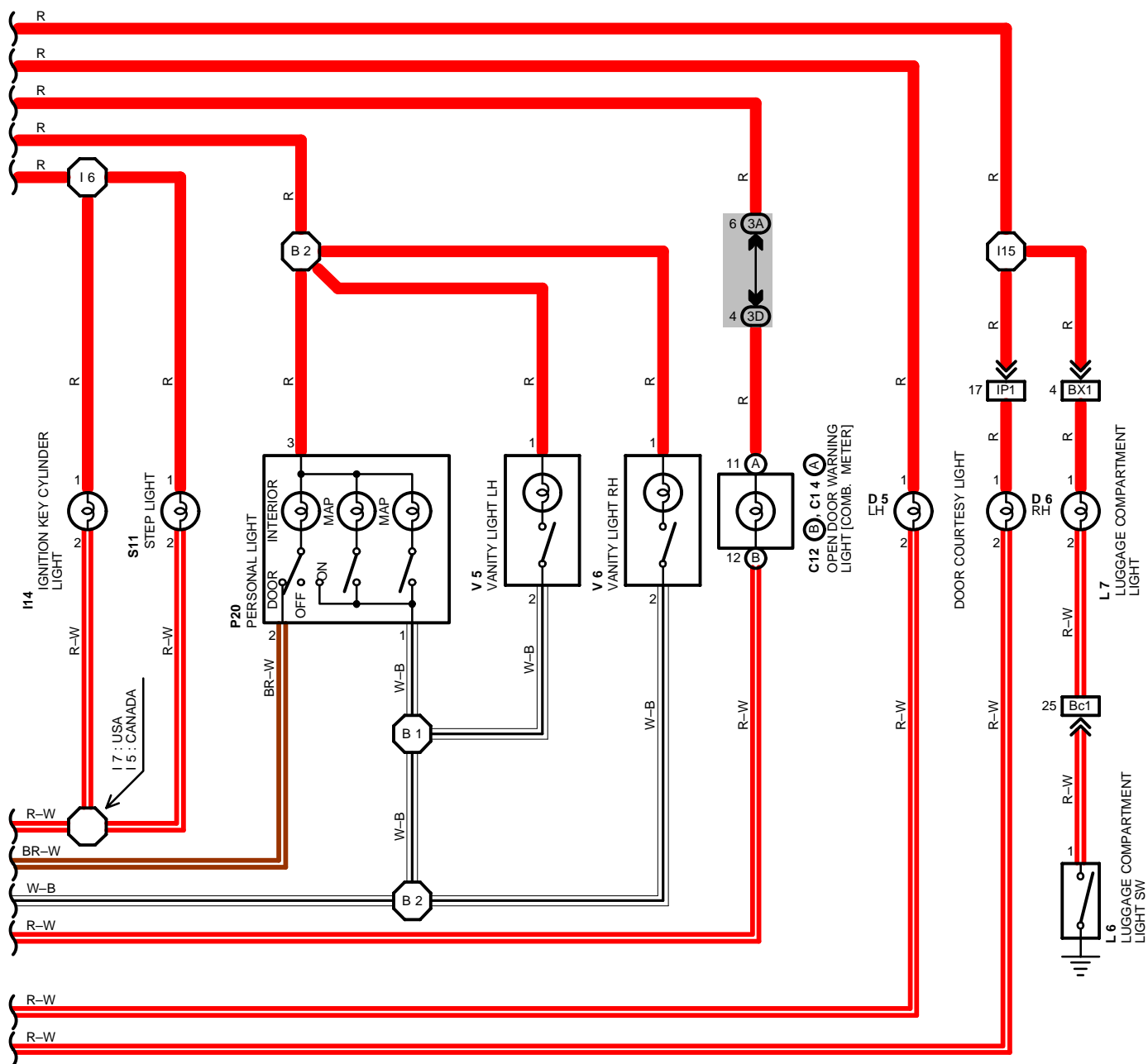


INTERIOR LIGHT

FROM POWER SOURCE SYSTEM (SEE PAGE 56)





INTERIOR LIGHT

SERVICE HINTS

INTEGRATION RELAY (J/B NO. 1)

(1B) 5-GROUND : ALWAYS APPROX. 12 VOLTS

(1D) 8-GROUND : CONTINUITY WITH FRONT LH DOOR OPEN

(1I) 6-GROUND : CONTINUITY WITH FRONT RH DOOR OPEN

D10, D11 DOOR OPEN DETECTION SW LH, RH

3-6 : CLOSED WITH DOOR OPEN

L 6 LUGGAGE COMPARTMENT LIGHT SW

1-GROUND : CLOSED WITH LUGGAGE COMPARTMENT DOOR OPEN

: PARTS LOCATION

| CODE | | SEE PAGE | CODE | SEE PAGE | CODE | SEE PAGE |
|------|---|--------------------|------|--------------------|------|--------------------|
| C12 | B | 28 | D11 | 30 | S11 | 29 |
| C14 | A | 28 | I14 | 30 | V 5 | 31 |
| D 5 | | 30 | L 6 | 30 | V 6 | 31 |
| D 6 | | 30 | L 7 | 30 | | |
| D 10 | | 30 | P20 | 32 | | |

: RELAY BLOCKS

| CODE | SEE PAGE | RELAY BLOCKS (RELAY BLOCK LOCATION) |
|----------|--------------------|-------------------------------------|
| 2 | 19 | ENGINE COMPARTMENT LEFT |
| 4 | 22 | LEFT KICK PANEL (J/B NO.1 LEFT) |

: JUNCTION BLOCK AND WIRE HARNESS CONNECTOR

| CODE | SEE PAGE | JUNCTION BLOCK AND WIRE HARNESS (CONNECTOR LOCATION) |
|-----------|--------------------|--|
| 1B | 20 | ENGINE ROOM MAIN WIRE |
| 1D | 20 | FRONT DOOR LH WIRE |
| 1E | 20 | INSTRUMENT PANEL WIRE |
| 1F | 20 | ROOF WIRE |
| 1H | 20 | COWL WIRE |
| 1I | | |
| 1J | | |
| 1K | | |
| 3A | 23 | INSTRUMENT PANEL WIRE |
| 3D | | |

: CONNECTOR JOINING WIRE HARNESS AND WIRE HARNESS

| CODE | SEE PAGE | JOINING WIRE HARNESS AND WIRE HARNESS (CONNECTOR LOCATION) |
|------------|--------------------|--|
| IP1 | 38 | FRONT DOOR RH WIRE AND COWL WIRE (RIGHT KICK PANEL) |
| BX1 | 40 | FLOOR NO. 3 WIRE AND COWL WIRE (RIGHT KICK PANEL) |
| Bc1 | 40 | FLOOR NO. 3 WIRE AND FLOOR WIRE (UNDER THE LEFT SIDE OF REAR SEAT CUSHION) |


: GROUND POINTS

| CODE | SEE PAGE | GROUND POINTS LOCATION |
|-----------|--------------------|------------------------|
| IF | 36 | LEFT KICK PANEL |
| IJ | 36 | RIGHT KICK PANEL |

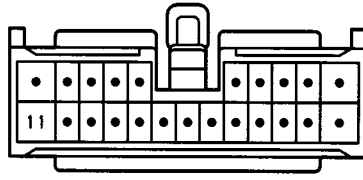
: SPLICE POINTS

| CODE | SEE PAGE | WIRE HARNESS WITH SPLICE POINTS | CODE | SEE PAGE | WIRE HARNESS WITH SPLICE POINTS |
|------------|--------------------|---------------------------------|------------|--------------------|---------------------------------|
| I 5 | 38 | COWL WIRE | B 1 | 40 | ROOF WIRE |
| I 6 | | | B 2 | | |
| I 7 | | | B 5 | 40 | FRONT DOOR LH WIRE |
| I15 | | | B 6 | 40 | FRONT DOOR RH WIRE |

C12 ⑧



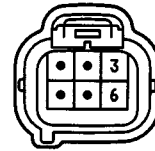
C14 ⑨



D 5, D 6




D10, D11 GRAY



P20



I14



L 6 GRAY



L 7 GRAY



S11 BLACK



V 5, V 6 BLUE

