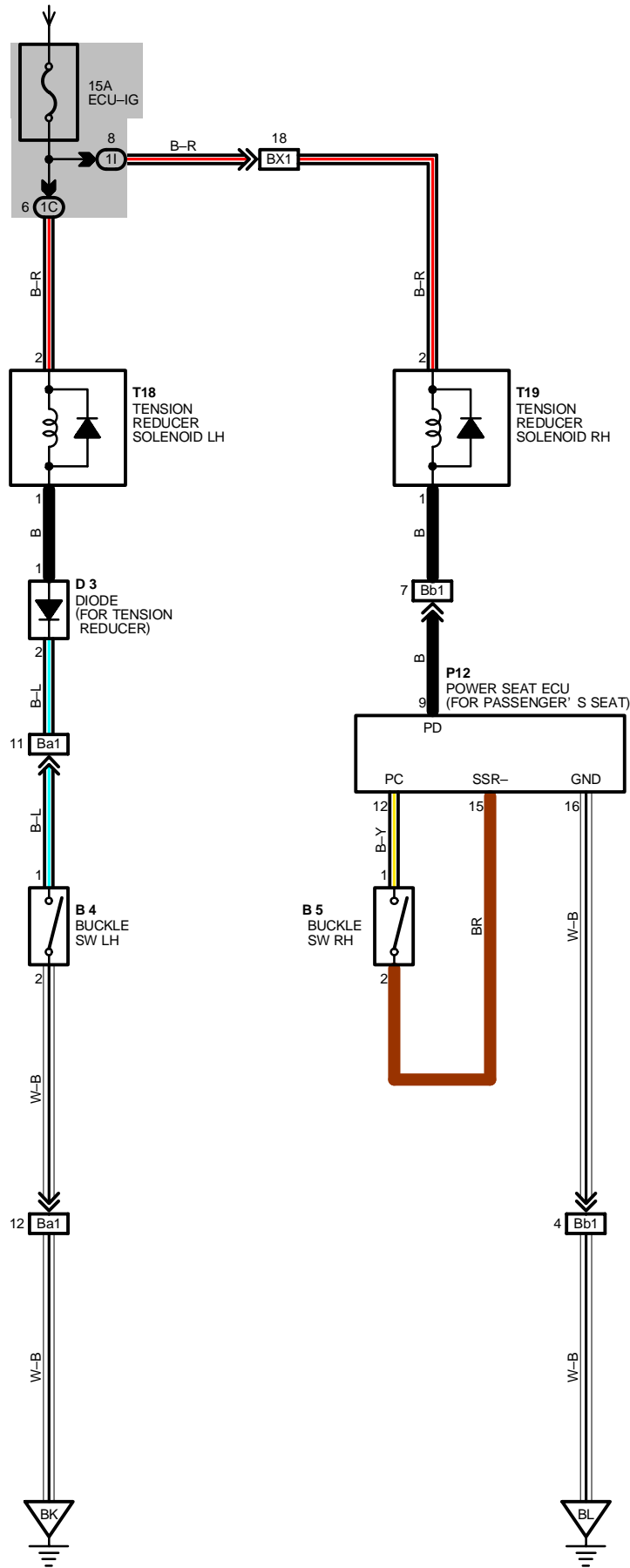


# ELECTRIC TENSION REDUCER

FROM POWER SOURCE SYSTEM (SEE PAGE 56)



## SERVICE HINTS

### B 4 BUCKLE SW LH

1-2 : CLOSED WITH DRIVER'S LAP BELT IN USE

### B 5 BUCKLE SW RH

1-2 : CLOSED WITH PASSENGER'S LAP BELT IN USE

### T18, T19 TENSION REDUCER SOLENOID LH, RH

2-GROUND : APPROX. 12 VOLTS WITH IGNITION SW AT **ON** POSITION

## ○ : PARTS LOCATION

CODE	SEE PAGE	CODE	SEE PAGE	CODE	SEE PAGE
<b>B 4</b>	<a href="#">32</a>	<b>D 3</b>	<a href="#">28</a>	<b>T18</b>	<a href="#">31</a>
<b>B 5</b>	<a href="#">32</a>	<b>P12</b>	<a href="#">32</a>	<b>T19</b>	<a href="#">31</a>

## ○ : JUNCTION BLOCK AND WIRE HARNESS CONNECTOR

CODE	SEE PAGE	JUNCTION BLOCK AND WIRE HARNESS (CONNECTOR LOCATION)
<b>1C</b>	<a href="#">20</a>	FLOOR WIRE
<b>1I</b>	<a href="#">20</a>	COWL WIRE

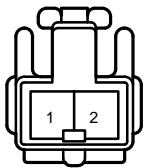
## □ : CONNECTOR JOINING WIRE HARNESS AND WIRE HARNESS

CODE	SEE PAGE	JOINING WIRE HARNESS AND WIRE HARNESS (CONNECTOR LOCATION)
<b>BX1</b>	<a href="#">40</a>	FLOOR NO. 3 WIRE AND COWL WIRE (RIGHT KICK PANEL)
<b>Ba1</b>	<a href="#">40</a>	FLOOR WIRE AND FRONT SEAT LH WIRE (UNDER THE FRONT LH SEAT)
<b>Bb1</b>	<a href="#">40</a>	FLOOR NO. 3 WIRE AND FRONT SEAT RH WIRE (UNDER THE FRONT RH SEAT)

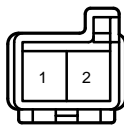
## ▽ : GROUND POINTS

CODE	SEE PAGE	GROUND POINTS LOCATION
<b>BK</b>	<a href="#">40</a>	UNDER THE CENTER PILLAR LH
<b>BL</b>	<a href="#">40</a>	UNDER THE CENTER PILLAR RH

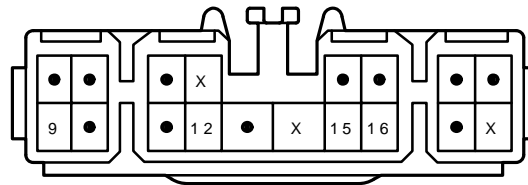
**B 4, B 5** ORANGE



**D 3** BLACK



**P 12**



**T18, T19**

