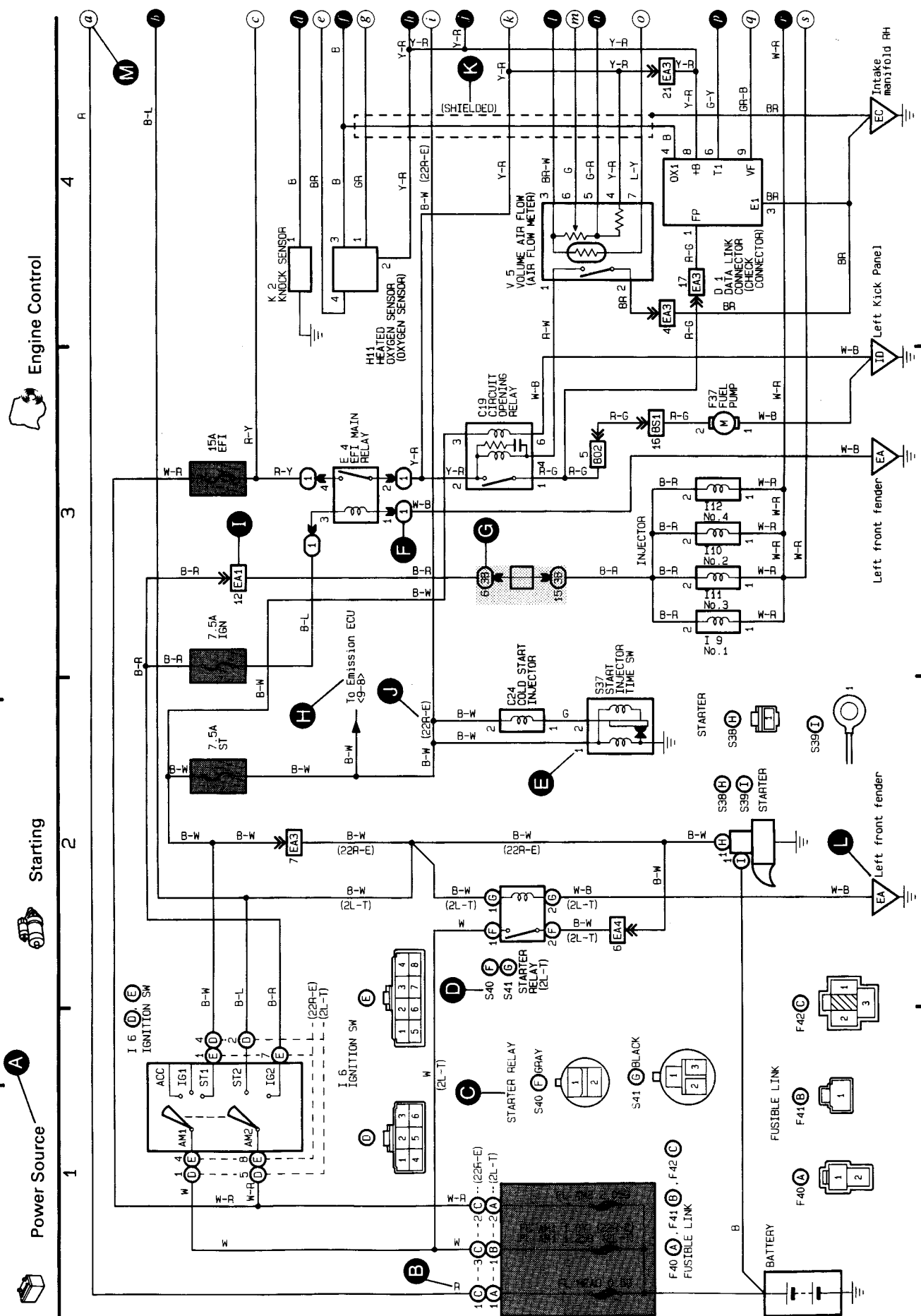


238

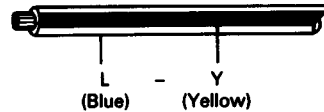


- A**: System Title
B: Indicates the wiring color.
 Wire colors are indicated by an alphabetical code.

B = Black	L = Blue	R = Red
BR = Brown	LG = Light Green	V = Violet
G = Green	O = Orange	W = White
GR = Gray	P = Pink	Y = Yellow

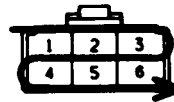
The first letter indicates the basic wire color and the second letter indicates the color of the stripe.

Example: L - Y



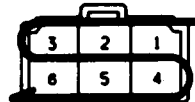
- C**: Indicates the connector to be connected to a part (the numeral indicates the pin No.)
D: The position of the parts. is the same as shown in the wiring diagram and wire routing.
E: Indicates the pin number of the connector.
 The numbering system is different for female and male connectors.

Example: Numbered in order from upper left to lower right



Female

Numbered in order from upper right to lower left



Male

The numbering system for the overall wiring diagram is the same as above.

- F**: Indicates a Relay Block. No Shading is used and only the Relay Block No. is shown to distinguish it from the J/B.

Example: ① Indicates Relay Block No. 1.

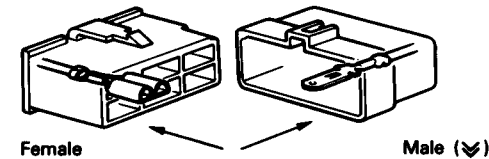
- G**: Junction Block (the number in the circle is the J/B No. and connector code is shown beside it). Junction Blocks are shaded to clearly separate them from other parts (different junction blocks are shaded differently for further clarification.).

Example:



3B indicates that it is inside Junction Block No. 3.

- H**: Indicates related system.
I: Indicates the wiring harness and wiring harness connector. The wiring harness with male terminal is shown with arrows (↗).
 Outside numerals are pin numbers.



- J**: () is used to indicate different wiring and connector, etc. when the vehicle model, engine type, or specification is different.
K: Indicates a shielder cable.



- L**: Indicates and located on ground point.
M: The same code occurring on the next page indicates that the wire harness is continuous.

SYSTEMS	LOCATION	SYSTEMS	LOCATION	SYSTEMS	LOCATION
ABS and Traction Control	8-2	Horn	13-2	Seat Heater	14-2
ABS (Anti-Lock Brake System)	9-2	Ignition	1-5	Shift Lock	15-2
Automatic Air Conditioner	23-2	Illumination	4-7 (for USA) 5-7 (for Canada)	SRS AIRBAG	15-3
Auto Antenna	20-4 (w/o CD Player) 21-8 (w/ CD Player)	Interior Light	6-2	Starting	1-3
Back-Up Light	3-8	Liquid Crystal Inner Rear View Mirror	12-1	Taillight and Stop Light	4-5 (for USA) 5-5 (for Canada)
Cellular Mobile Telephone	19-2	Moon Roof	12-2	Theft Deterrent and Door Lock Control	18-2
Charging	1-2	Power Seat (Driver's)	11-5	Turn Signal and Hazard Warning Light	7-3
Cigarette Lighter	14-4	Power Seat (Passenger's and Electric Tension Header	11-7	Unlock and Seat Belt Warning	4-3 (for USA) 5-3 (for Canada)
Combination Meter	22-2	Power Source	1 23-1	Wiper and Washer	13-3
Cornering Light	7-2	Power Tilt and Power Telescopic	11-2	Wireless Door Lock Remote Control	18-7
Electronically Controlled Hydraulic Cooling Fan	17-2	Power Window	12-3		
Cruise Control	16-2	PPS (Progressive Power Steering	15-2		
ECT and A/T Indicator	3-2	Radio and Player	20-2 (w/o CD Player) 21-2 (w/ CD Player)		
Engine Control	2-2	Rear Window Defogger and Mirror Heater	14-3		
Headlight and Light Auto Turn Off (for USA)	4-2	Remote Control Mirror	10-2		
Headlight (for Canada)	5-2				