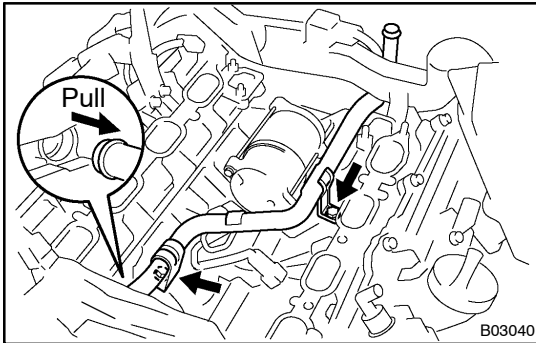
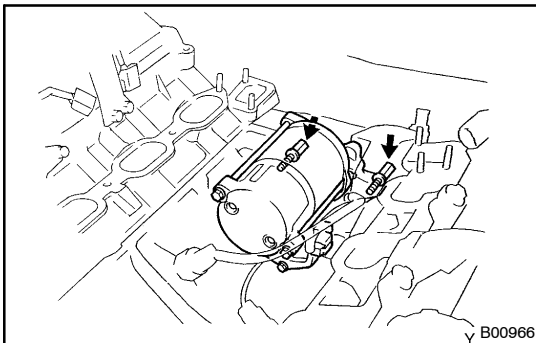


## REMOVAL

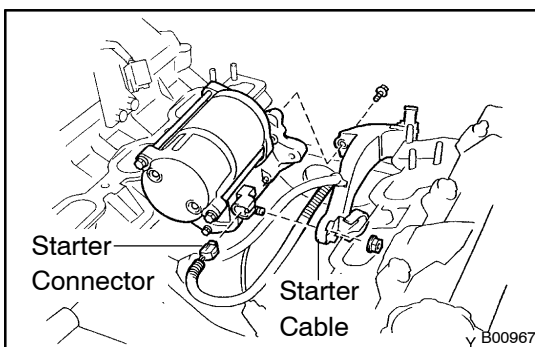
1. REMOVE V-BANK COVER
2. DISCONNECT ACCELERATOR CABLE
3. REMOVE INTAKE AIR CONNECTOR
4. DISCONNECT THROTTLE BODY  
(See page SF-59)
5. REMOVE INTAKE MANIFOLD ASSEMBLY  
(See page EM-30)
6. REMOVE REAR WATER BYPASS JOINT  
(See page EM-30)



7. REMOVE WATER BYPASS PIPE
  - (a) Remove the 2 bolts.
  - (b) Pull out the water bypass pipe from the water pump.
  - (c) Disconnect the wire clamp from the bracket on the water bypass pipe.
  - (d) Remove the O-ring from the water bypass pipe.
  - (e) Remove the water bypass pipe bracket from the water bypass pipe.



8. REMOVE STARTER
  - (a) Remove the 2 bolts holding the starter to the cylinder block.
  - (b) Disconnect the starter from the cylinder block.



- (c) Disconnect the starter connector.
- (d) Remove the nut, and disconnect the starter wire.
- (e) Remove the bolt, and disconnect the wire clamp from the starter and remove the starter.