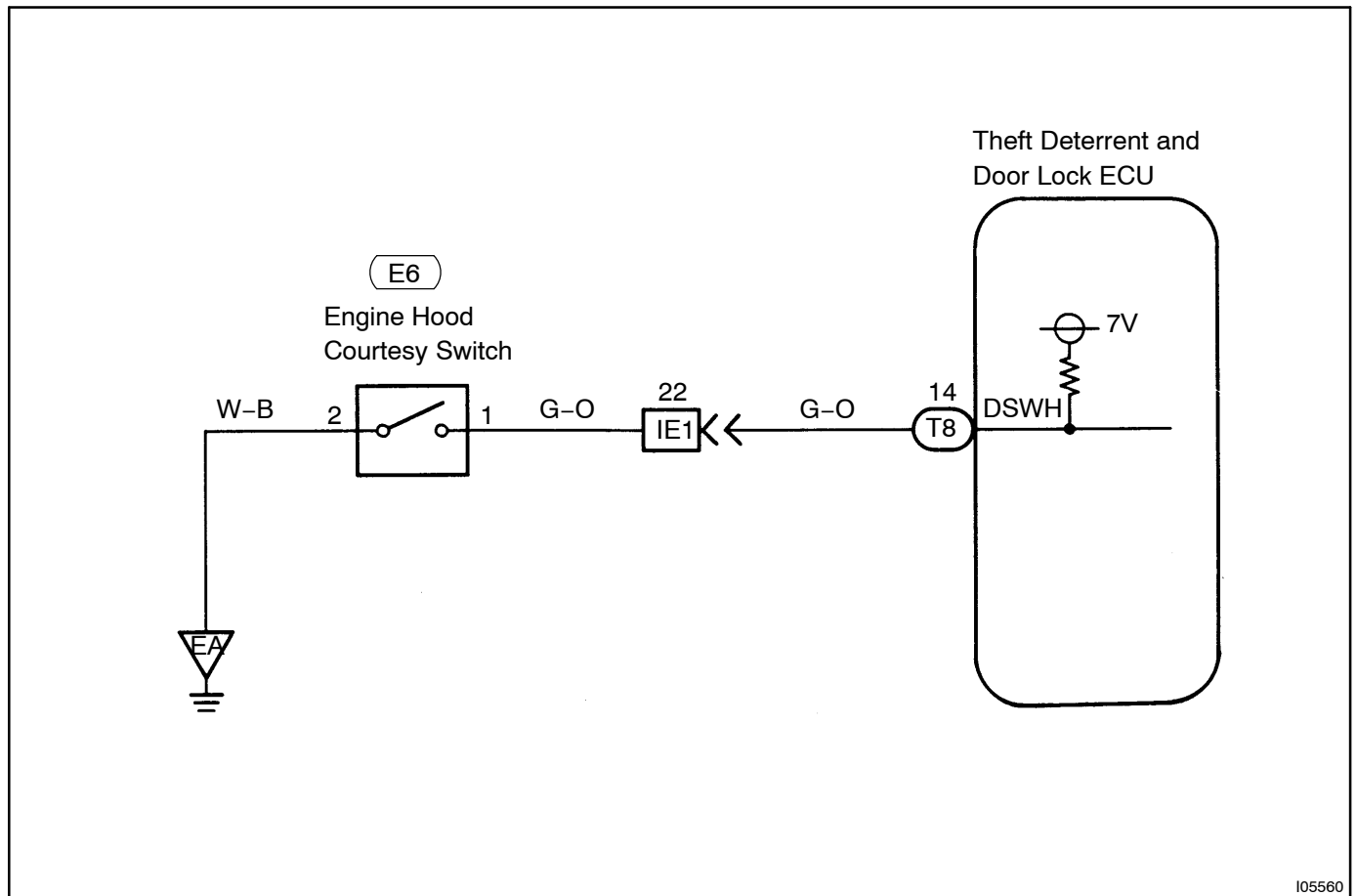


Engine Hood Courtesy Switch Circuit

CIRCUIT DESCRIPTION

The engine hood courtesy switch is built into the engine hood lock assembly and goes on when the engine hood is opened and goes off when the engine hood is closed.


WIRING DIAGRAM



I05560

INSPECTION PROCEDURE

1	Check engine hood courtesy switch.
---	------------------------------------



PREPARATION:

Disconnect engine hood courtesy switch connector.

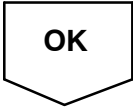
CHECK:

Check continuity between terminals 1 and 2 when engine hood lock is locked and unlocked.

OK:

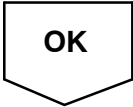
Engine hood lock	Terminal No. to continuity
Lock	
Unlock	1 - 2

NG	Replace engine hood courtesy switch.
----	--------------------------------------



2	Check harness and connector between ECU and switch, switch and body ground (See page IN-29).
---	---

NG	Repair or replace harness or connector.
----	---



Check and replace ECU.
